


RE-POWERING AMERICA'S LAND INITIATIVE

PROJECT TRACKING MATRIX

DECEMBER 2024

EPA 540-R-24-002



*Office of Communications, Partnerships, and Analysis
Office of Land and Emergency Management*

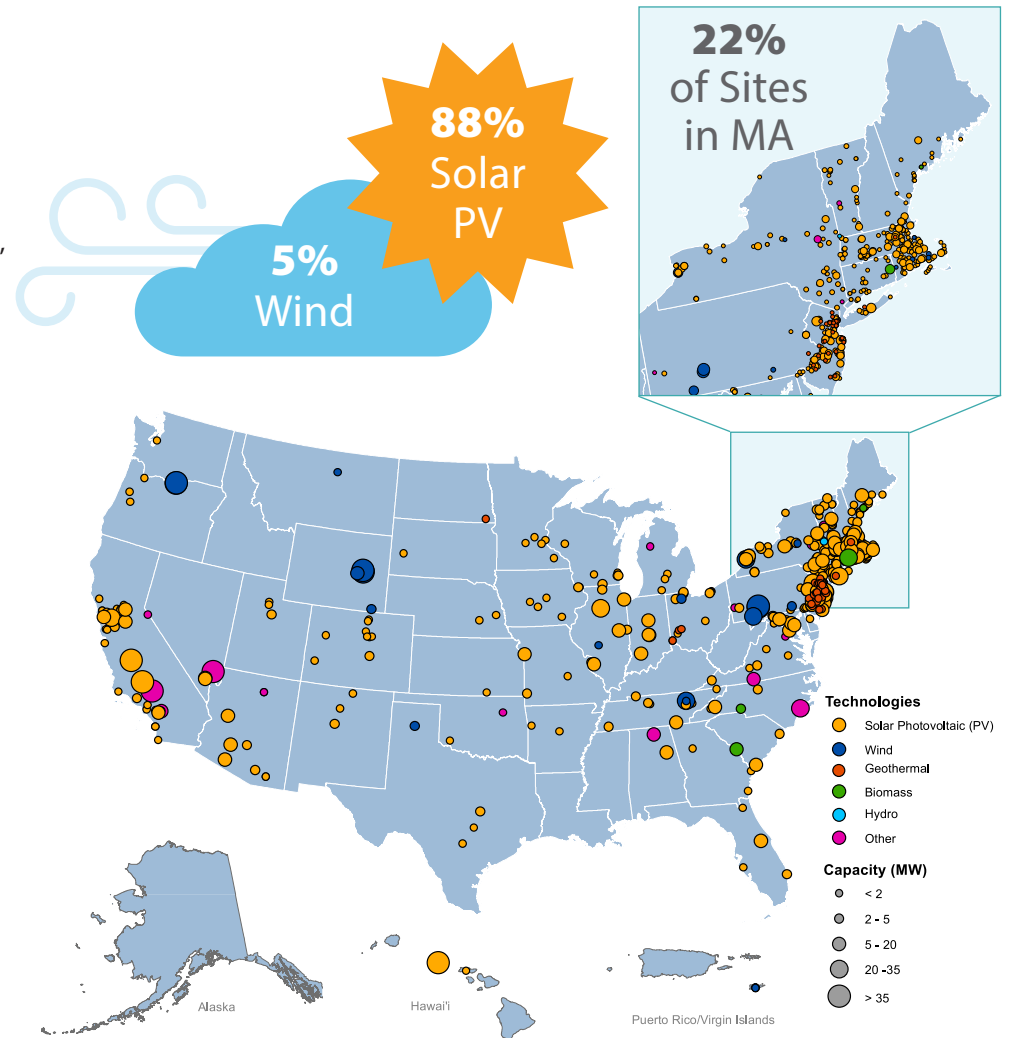
The U.S. Environmental Protection Agency (EPA) recognizes the overall environmental benefit of siting renewable energy projects on contaminated properties. EPA's [RE-Powering America's Land Initiative](#), tracks renewable energy projects on formerly contaminated lands, landfills, and mine sites to educate stakeholders and encourage future site development.¹ This publication includes information about solar, wind, biomass, geothermal, hydro and battery installations. EPA has compiled the following information and trends related to the type and geographic distribution of renewable energy installations that have been successfully developed on contaminated lands.² EPA finds:

- Approximately 73% are large-scale systems with a project capacity of 1 MW or more.
- States with the highest number of installations include Massachusetts (140), New Jersey (119), New York (63) and California (41).
- 88% of all installations are solar photovoltaic (PV).
- 53% of all installations are located on former landfills.
- Over 22% of all solar installations are located in Massachusetts.
- Five wind installations in Wyoming comprise 7% of the total installed capacity nationwide.

The 624 renewable energy installations identified by EPA's RE-Powering Initiative comprise a cumulative installed capacity of 4,368 MW. The renewable energy generated by these installations is used to export energy onto the utility grid, offset onsite energy demands, and/or power cleanup of contaminated sites.

This document provides summary statistics and analyses regarding the types and characteristics of projects (e.g., system sizes, renewable energy technologies, energy uses) that have been completed on contaminated properties to date. The information can be used to help compare and learn about state and local efforts or identify sites with common characteristics. At the end of this document, EPA includes a project tracking list with publicly reported information about each known, completed installation. In addition to the completed sites listed in this document, EPA is actively tracking over 200 renewable energy projects on contaminated properties that are in various stages of planning, approval, or construction. The information in this document may help inform future development planning for renewable energy installations.

624 RENEWABLE ENERGY PROJECTS WITH OVER 4.3 GIGAWATTS INSTALLED CAPACITY



¹ Using publicly available information, RE-Powering maintains a list of completed renewable energy installations on contaminated sites and landfills.

² In this document, the terms *installation* and *project* refer to a single renewable energy technology installation, while site and location refer to a single contaminated property. A site or location may have more than one *installation* or *project*. For example, the former Dave Johnston Mine (one site) has three separate wind installations. Multiple installation details can be seen in the tracking spreadsheet at the end of this document.

State Policy Matters

The map shows the impact of certain state policies that encourage renewable energy development on contaminated lands, including state financial incentives and streamlined permitting reviews.³

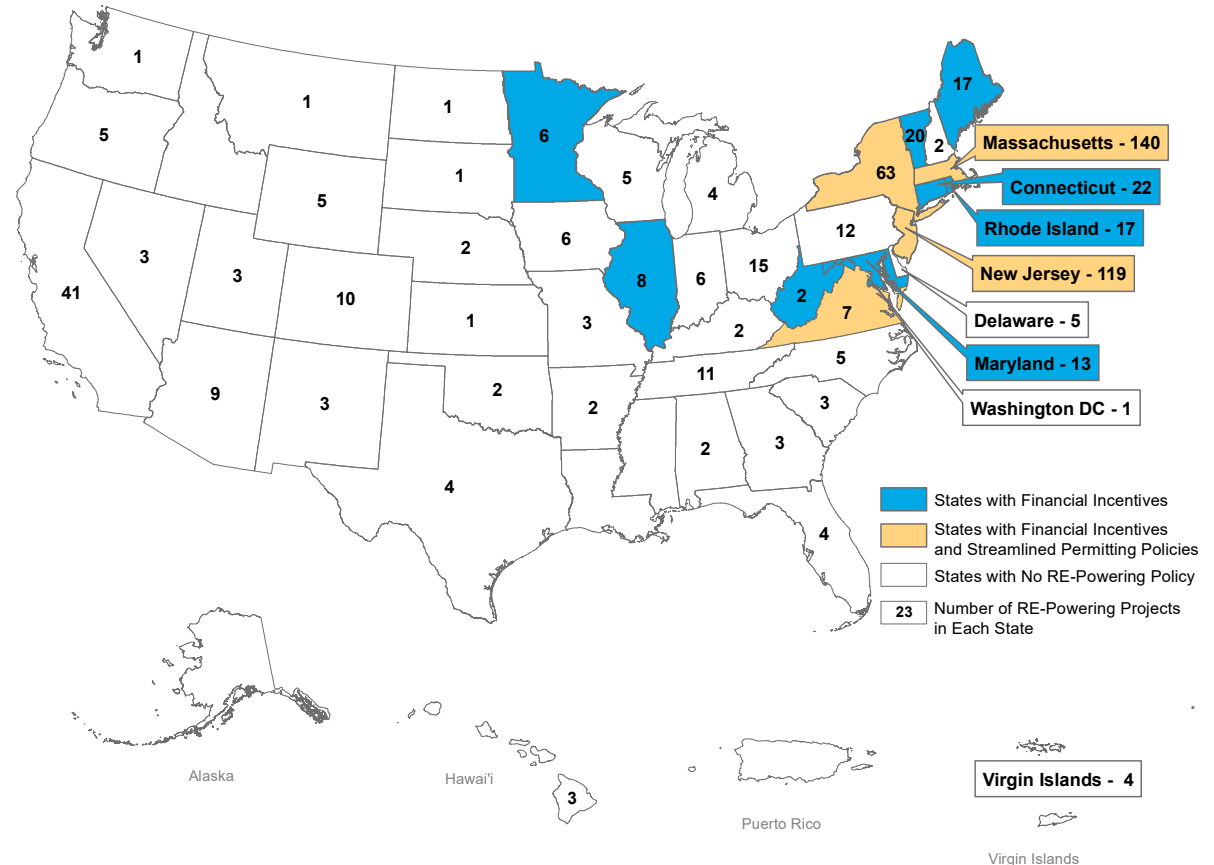
States with longstanding policies designed to encourage renewable energy development on contaminated lands tend to have the largest number of renewable energy installations on contaminated lands, as seen on the map.

State policies are key drivers of RE-Powering projects because the policies generally focus on site types and renewable technologies common in the state, build on existing state clean energy policies, and reflect stakeholder engagement.

Several states plan to use [Solar for All](#) to expand existing programs. For example, Massachusetts plans to expand the low-income community shared solar portion of its SMART program, which has deployed a total of 12 MWAC on seven RE-Powering sites; New Jersey plans to expand its community solar energy program, which awarded a total of 76 MWDC on 20 RE-Powering sites through its first two pilot years; and Illinois plans to expand its existing Solar for All program, which has deployed a total of at least 4 MW on two RE-Powering sites. These programs have significant low income and disadvantaged community components, which is a key element of the Greenhouse Gas Reduction Fund. For more details on the existing state programs, see [Profiles of State Programs for Renewable Energy Development on Landfills, Mines, and Formerly Contaminated Sites](#).

More information on [state incentives and policy](#) is available on the website. Additionally, technical assistance may be requested by contacting [RE-Powering](#).

NUMBER OF RE-POWERING PROJECTS BY STATE AND TERRITORY AS OF DECEMBER 2024



³ These policy types are designated on the map because they can have particularly large impacts on renewable development. Data for the map were obtained from public sources and associated [State Policy Examples](#) are provided on the RE-Powering website. There are other valuable types of state policies and programs that are not designated on the map, including liability relief, technical assistance, outreach, databases and mapping tools.

Inside the Numbers

Currently, 54% of the renewable energy systems identified in the tracking matrix sell power back to the grid as wholesale electricity, while another 11% provide energy via community solar projects. Systems range from utility-scale projects, such as 118.5 MW of wind on abandoned mine land in Wyoming, to smaller scale projects, such as the 0.2 kW onsite green remediation project on a Resource Conservation and Recovery Act (RCRA) site in Oklahoma.

RE-Powering capitalizes on the opportunity to both address contamination and support renewable energy implementation to achieve the associated economic and environmental benefits. Renewable energy systems installed to date demonstrate the viability of projects across all EPA and state remediation programs. Completed projects include powering industrial facilities at sites subject to [RCRA corrective action](#) offsetting the energy demands at [federal facilities](#) with ongoing cleanup activities, and repurposing [brownfield](#) and [Superfund](#) sites.

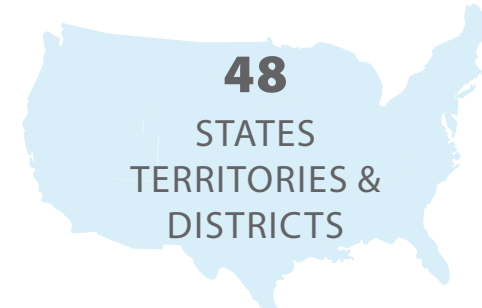
RE-Powering is tracking 17 installations that also utilize battery storage. For example, [Rutland Landfill \(Stafford Hill\)](#) has a 2.3 MW solar PV installation with 4 MW of additional energy storage in batteries. This system acts as a microgrid, providing power to the city's emergency center at the high school.

NUMBER OF INSTALLATIONS BY SITE TYPE ⁵		
Solar and wind projects on landfills/landfill buffer		338
Renewable energy projects on brownfield sites ⁶		147
Renewable energy projects on Superfund sites ⁷		132
Renewable energy projects on current/former federal facilities and contaminated properties		73
Renewable energy projects on RCRA corrective action sites		22
Renewable energy projects on mine sites		32
Renewable energy projects with battery storage		17

INSTALLATIONS AND CAPACITY BY SITE OWNERSHIP TYPE		
Ownership Type	# Installations	Installed Capacity (MW)
Municipal	287	678.55
Private	189	1504.96
Unknown	73	171.15
Federal	45	1650.44
Various	10	336.82
Non-Profit	7	5.08
University	3	3.30
State	2	0.91
Municipal/Private	2	6.40
County	2	8.00
Federal/Municipal	1	0.23
Private	1	2.68
Foundation	1	0.00
Other	1	0.23
Total	624	4368.76

INSTALLATIONS AND CAPACITY BY RENEWABLE TECHNOLOGY		
Technology	# Installations	Installed Capacity (MW)
Solar PV	536	1,994.52
Solar PV with Battery	13	1,359.63
Wind	28	716.35
Battery	3	235.00
Biomass	4	62.10
Wind with Battery	1	0.50
Hydro	1	0.49
Geothermal	36	0.11
Geothermal w/ solar PV ⁸	2	0.05
Total	624	4,368.76

INSTALLATIONS AND CAPACITY BY ENERGY USE		
Energy Production/Use	# Installations	Installed Capacity (MW)
Wholesale Electricity	340	3,547.12
Onsite Use - General	92	153.18
Community Owned/Subscription ⁹	70	227.45
Rooftop ¹⁰	47	79.59
Onsite Use - Green Remediation ¹¹	26	8.10
Battery Storage	2	229.00
Onsite Use - Training	1	0.54
Unknown	46	123.77
Total	624	4,368.76



- 5 Some installations can be considered multiple "site types." For example, a Superfund site on a federal facility would be counted both as a Superfund site and as a federal facility for the purposes of this table; however, sites considered to be multiple site types are counted only once when calculating the total number of installations (624 for December 2024).
- 6 Includes state brownfields.
- 7 Includes sites subject to the National Priorities List (NPL), non-NPL sites, and sites subject to removal action under Superfund.
- 8 One geothermal project (the Guthrie Green project in Tulsa, OK) uses a small solar array to power the geothermal heat pump. The capacity of this installation is unknown.
- 9 Community solar installations are wholesale electricity in that they typically send generated electricity directly to the grid. However, for the RE-Powering Tracking Matrix, community solar installations have been reclassified from the Wholesale Electricity category to the Community Owned/Subscription category to better represent the unique financing and ownership structure of community solar projects.
- 10 Rooftop installations cited in the Tracking Matrix represent projects on buildings that are sited on land identified as contaminated (primarily brownfields).
- 11 Green remediation is the practice of considering all environmental effects of remedy implementation and incorporating options to minimize the environmental footprints of cleanup actions. One such practice is using renewable energy systems to power remediation activities or offset the energy needs associated with cleanup efforts. Projects identified as Onsite Use - Green Remediation include all known projects which currently use or have previously used renewable energy for remediation purposes. This figure may include projects that have ceased operations since being added to the Tracking Matrix. Capacity includes a 4.5-MW system used to offset groundwater remediation systems at Massachusetts Military Reservation.

Continuing Growth

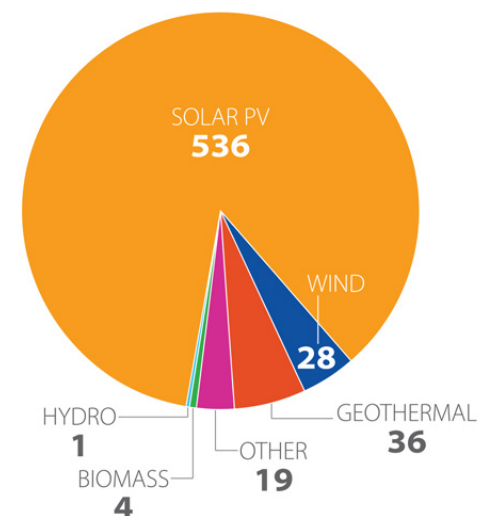
Beginning in 2008, RE-Powering has seen a marked upward trend in terms of the number of new renewable energy projects developed on contaminated lands, the amount of installed capacity produced by these projects and the number of projects connected to the wholesale electricity grid.¹² These trends demonstrate that communities, developers, and site owners are embracing this sustainable land development strategy.

The range in project sizes reflects a variety of factors including market conditions and trends, available acreage, electricity demands, and policy initiatives. When comparing the number of projects to project capacity, the data show medium- to large-scale installations (1-10 MW) make up 64% of the total number of installed projects to date, while larger systems (10+ MW) comprise 74% of total installed capacity on contaminated lands.

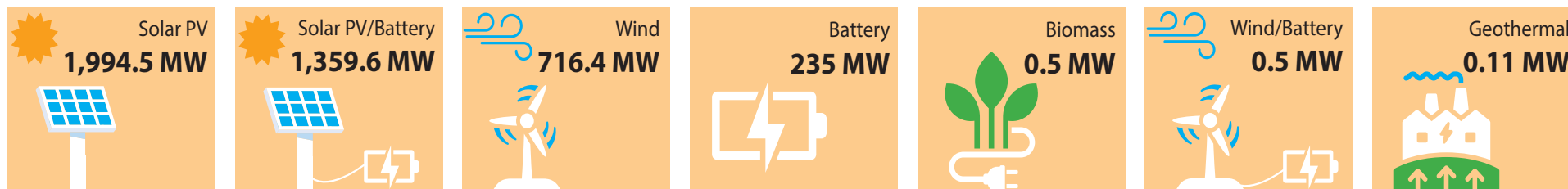
Of identified projects, 88% are solar PV projects developed on contaminated lands, landfills, and mine sites, representing about 77% of total installed capacity, which is a relatively new trend as tracked solar projects overtook wind projects in late 2017 to represent the majority of total capacity. While wind energy represents only 5% of renewable energy on contaminated land projects, a few very large installations maintain a measurable percentage of installed capacity for wind (about 16%). These include the Casselman Wind Power Project in Somerset County, Pennsylvania (35 MW); Steel Winds in Bethlehem, New York (35 MW); Highland Wind (62.5 MW) and Highland North Wind (75 MW) in Cambria County, Pennsylvania; the wind farm at Columbia Ridge Landfill, Oregon (100 MW); and the three wind farms at the former Dave Johnston Mine in Glenrock, Wyoming (276 MW). Wind tends to be used more often on vast tracts of contaminated land, such as mine sites, while solar PV is the dominant technology at smaller tracts such as municipal solid waste (MSW) landfills.

RE-Powering supports a sustainable land development strategy for renewable energy. One continuing trend is the reuse of former landfills as large solar PV developments. To date, EPA is aware of 332 solar projects making productive use of former landfills. Of these, at least 307 (92%) were completed between 2012 and 2024. Many more are currently in the planning, permitting, or construction phase. For more information regarding considerations specific to solar projects on MSW landfills, see RE-Powering's [Best Practices for Siting Solar Photovoltaics on Municipal Solid Waste Landfills](#).

PROJECTS BY TECHNOLOGY¹³



CAPACITY BY TECHNOLOGY¹³



¹² With the exception of one 100 MW wind installation on landfill buffer in Oregon (Columbia Ridge), only 19 projects with a total capacity of 143 MW were installed on contaminated sites through 2007.

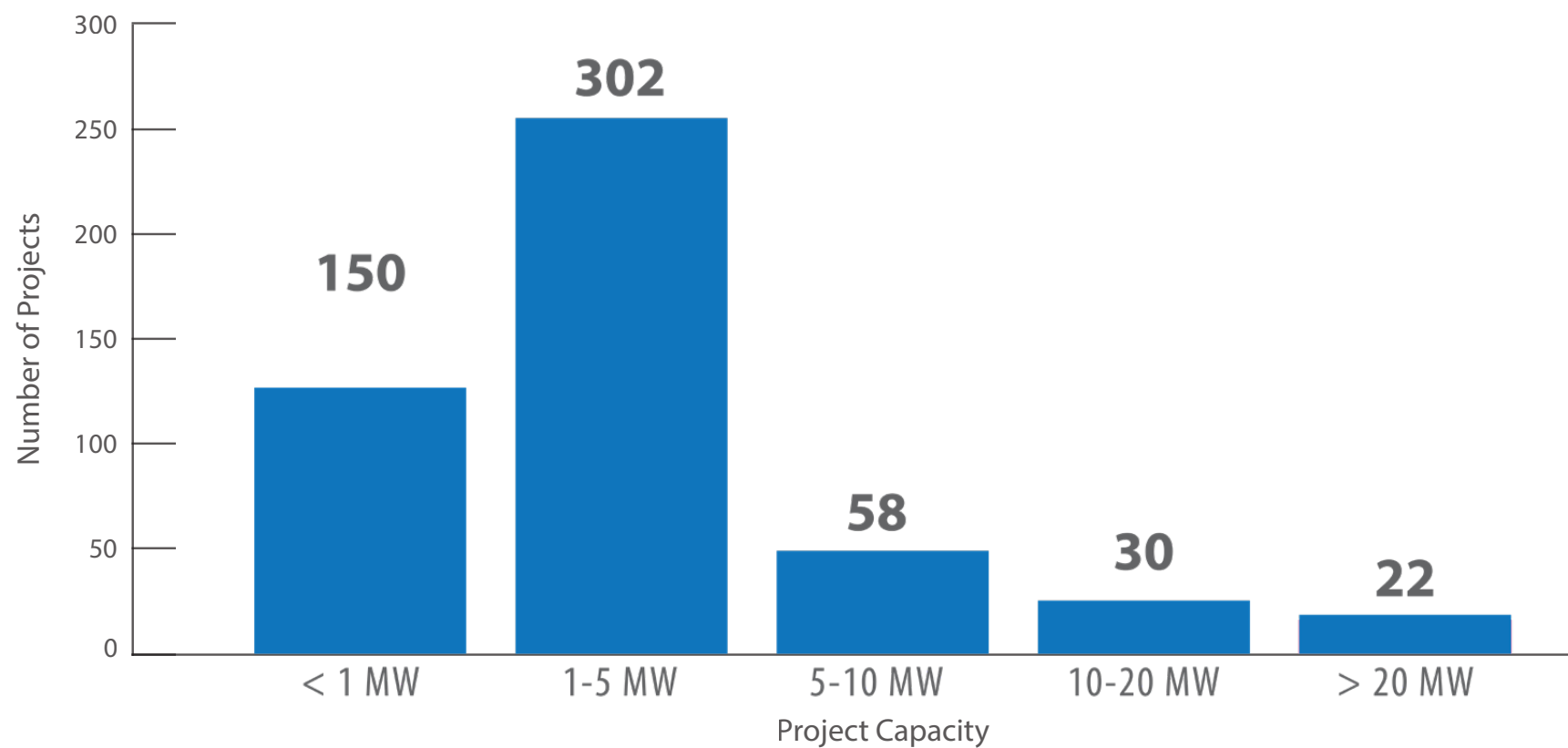
¹³ Other technology includes battery, solar PV with battery, wind with battery and geothermal with PV solar.

Trends in Project Size¹⁴

As the number of renewable energy installations on contaminated land has increased, the size range and variation in project usage has also continued to expand. Projects provide energy to support everything from onsite green remediation to supplying large capacity grid connected operations. Overall, 80% of RE-Powering projects are 5 MW in capacity or less. RE-Powering wind projects tend to generate much larger energy capacity than solar projects. Average wind project size is 27.6 MW versus 6.4 MW for solar. Only 2% of solar projects are larger than 20 MW.

Initially RE-Powering projects were very small at approximately 10 kW. With many more projects providing energy to the electricity grid, project size has generally increased since 2011. However, the percentage of total projects in the 1 – 5 MW range has remained relatively constant since 2014, currently accounting for over 54% of projects.

As noted in the [Continuing Growth](#) section, the RE-Powering Initiative has seen a marked and sustained upward trend in solar installations on contaminated lands. For instance, between 1997 and 2007, there were only 13 solar projects installed on contaminated land, whereas in 2017 alone, 62 solar projects were installed on contaminated lands. While installations vary in size, the size distribution across all projects has not been marked by a particular trend and the predominant solar project size on contaminated sites has consistently remained in the 1 – 5 MW range.

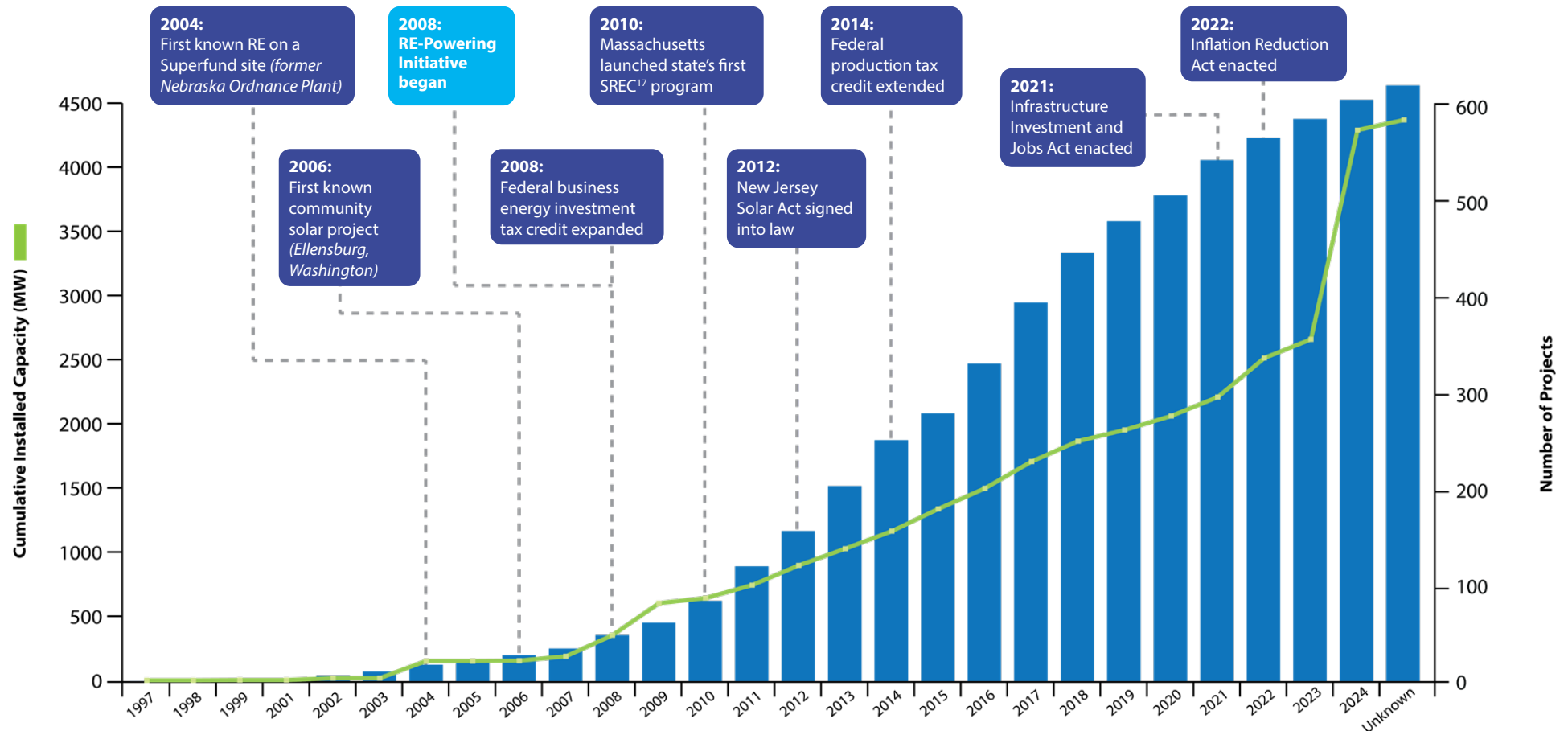


¹⁴ There are 62 projects for which capacity is unknown. These projects are not included in the above calculations or graph.



Annual Growth of Completed Installations and Installed Capacity^{15, 16}

There has been a steady growth of both the number of installations and overall installed capacity since 2007. As illustrated in the graphic below, some of this growth can be attributed to increased knowledge about the concept, the introduction of EPA's RE-Powering Initiative, and new incentives designed to increase renewable energy production. The [Infrastructure Investment and Jobs Act](#) and [Inflation Reduction Act \(IRA\)](#) represent historic levels of investment in clean energy solutions. These recent laws include provisions to expand access to affordable clean energy, including at RE-Powering projects.



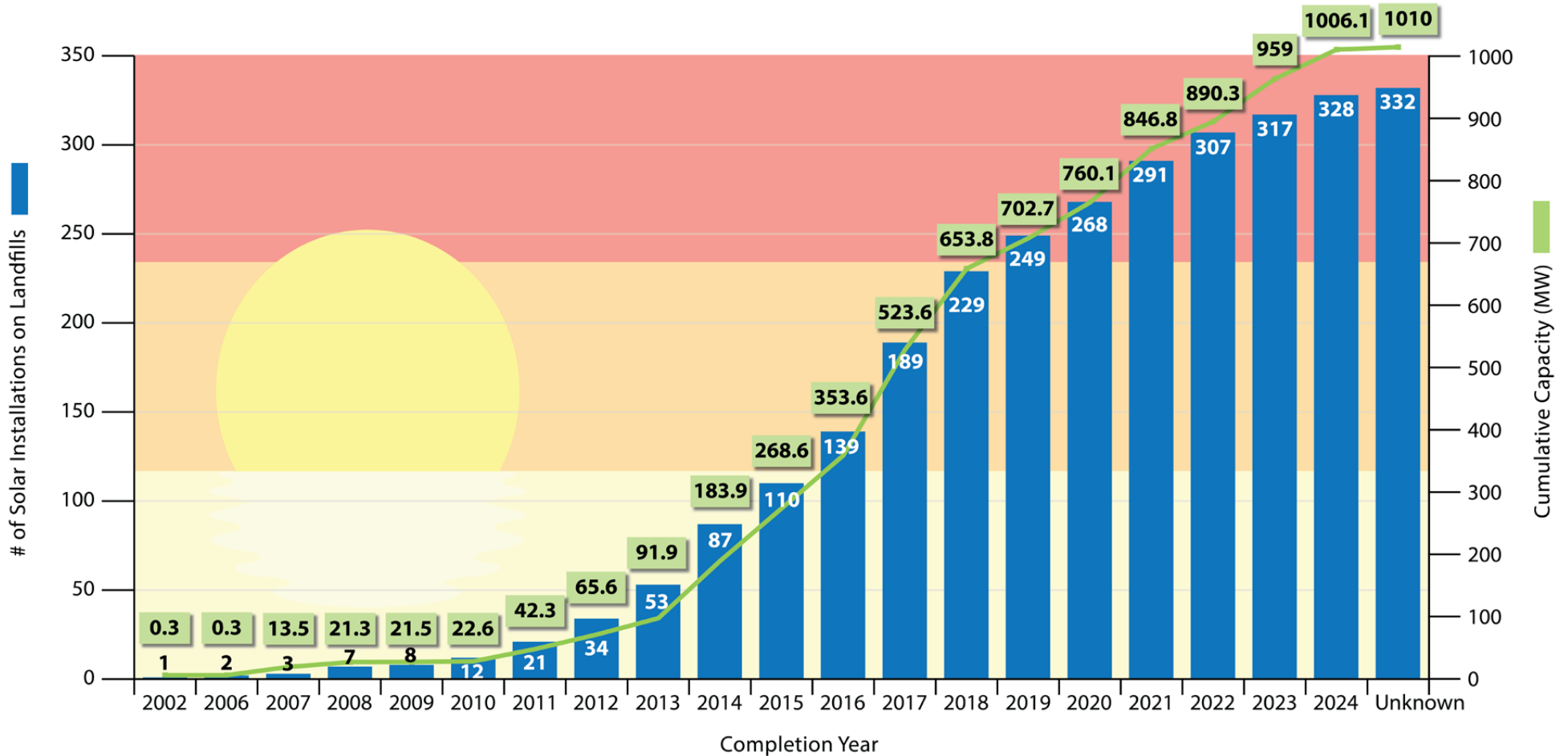
¹⁵ Note that the growth curve for both the number of projects and cumulative installed capacity may differ from previous versions of the Tracking Matrix as the RE-Powering team learns about additional renewable energy projects installed on contaminated lands in previous years.

¹⁶ There are 13 installations for which the completion date is unknown.

¹⁷ Solar Renewable Energy Certificates (SRECs)

Annual Growth in Solar Installations on Landfill/Landfill Buffer^{18, 19}

Among the various technologies and available sites, solar PV on landfills has been a particularly attractive redevelopment option and over time, has represented an increasing share of all RE-Powering sites. The percent of all RE-Powering sites that were solar on landfill installations increased from 35% in 2012 to 78% in 2017.


**332 SOLAR PROJECTS ON LANDFILLS WITH
1010 MEGAWATT INSTALLED CAPACITY**

¹⁸ This includes landfill buffer areas which are sometimes required to provide a buffer between landfills and bodies of water, residential zones or other areas.

¹⁹ There are four installations for which the completion date is unknown, these installations account for approximately 4 MW of installed capacity.

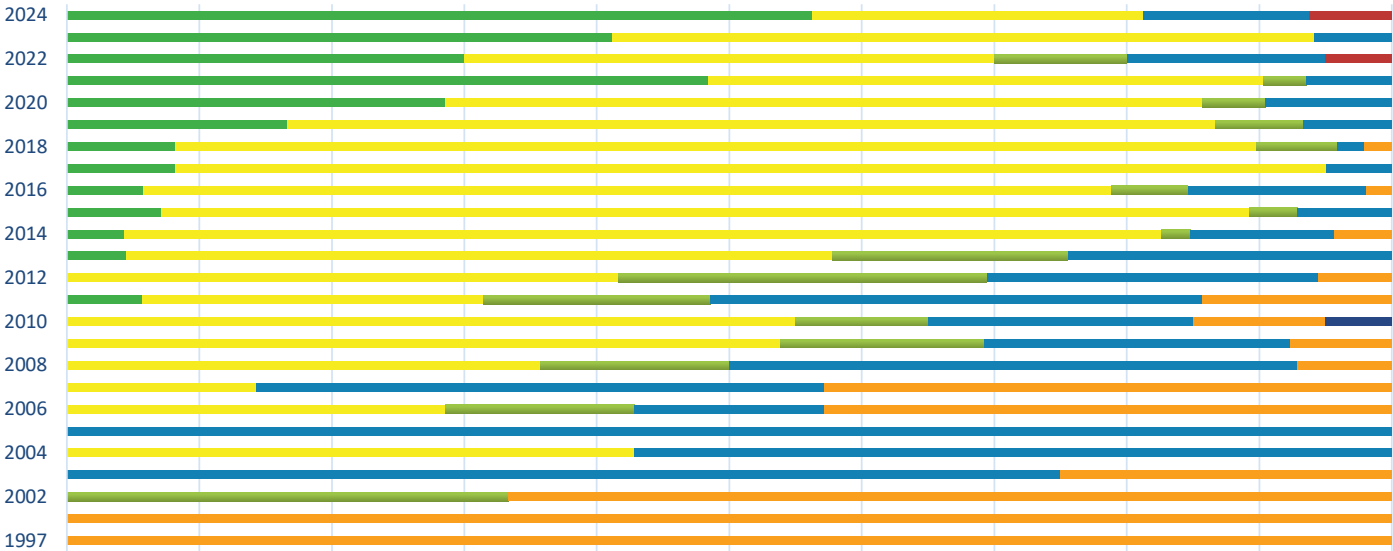
Building Strong Communities

Community solar programs offer the economic and environmental benefits of solar to individuals that typically lack access to traditional solar power due to physical, ownership, and/or financial limitations. These programs promote the implementation of cost-effective solar installations and expand access to solar power by customers who subscribe to the project. Community solar is increasing in popularity as illustrated by the graph below showing that community solar projects as a share of all project types have increased significantly over the past decade. Additionally, many of these projects benefit the community by allocating a certain percentage of subscriptions to low- and moderate-income customers, using local subcontractors to assist with installation and maintenance, and providing solar employment training for community residents.



SHARE OF COMMUNITY SOLAR COMPARED TO OTHER PROJECT TYPES (OVER TIME)

- Community Owned / Subscription
- Wholesale Electricity
- Rooftop
- Onsite Use - General
- Onsite Use - Green Remediation
- Onsite Use - Training
- Battery Storage



Interested in Technical Assistance for a Renewable Energy Project in Your Community?

Renewable energy projects are a great way for local governments and other site owners to use landfills or other contaminated lands to increase revenue, meet sustainability goals, and reduce energy burdens. Local governments use solar power on contaminated land to meet clean energy goals by reducing the pollution of electricity sources supplying the electricity grid. This also puts land that might not otherwise have options back into productive reuse.

The non-profit RMI (founded as Rocky Mountain Institute) partners with multiple providers through EPA's Technical Assistance to Brownfields (TAB) program to advance clean energy projects on brownfields and closed landfills. This "Brightfields Accelerator" support includes site screenings, utility engagement strategies, tools, and other resources to help local governments, site-owners, and community partners make smart and sustainable choices about the reuse and revitalization of brownfield sites and prepare for funding, financing, and procurement for clean energy. To learn more about this technical assistance at no charge to communities or site owners, contact your [EPA regional TAB provider](#).

Interested in Developing Sites?

Are you a local government, site owner, or developer? The website [How to Develop Sites for Renewable Energy](#) can help you evaluate your property for a renewable energy project. The website is intended to help stakeholders evaluate whether a potentially contaminated site can be safely reused for renewable energy.

Pre-Screening

Site Conditions
and Feasibility

Design and
Development

The path to renewable energy redevelopment on contaminated sites is generally split into three phases: [pre-screening](#), [site conditions and feasibility](#), and [design and development](#). Information on how to determine the type of cleanup program is one of many key considerations. This information provides a clear path for redevelopment and includes a series of renewable energy development checklists tailored to the cleanup program occurring on site. Visit the website today to learn more about cleanup and renewable energy development processes as well as addressing on-site environmental issues.

Spotlight on Cuyahoga County, Ohio's Project to Develop Solar on Brownfields

The U.S. Environmental Protection Agency recently announced [funding](#) to support brownfield and landfill solar projects in Ohio. The projects include several large-scale solar energy installations and battery storage. Learn more about Cuyahoga County's selected application from the Climate Pollution Reduction Grant website: the selected application will support [Cuyahoga County, the City of Cleveland, and the City of Painesville](#) in their transition from reliance on a coal-fired power plant in Northeast Ohio. The grant will fund the deployment of 63 MW of solar installations on five brownfield and previous landfill sites and 10 MW of battery storage. The grant funds will also support the restoration of natural habitats and expand tree coverage on a blighted brownfield site along the shoreline of Lake Erie and create pollinator habitats at the Cleveland and Cuyahoga solar sites.



Climate Pollution Reduction Grant Announcement in Cuyahoga County, Ohio, July, 2024.
Photo courtesy of [cuyahogacounty.gov](#).

New Jersey Ground Source Heat Pumps

New Jersey projects listed below include 29 ground source heat pumps (GSHP). The New Jersey Department of Environmental Protection's Bureau of Climate Change & Clean Energy has recently published the "[New Jersey Ground Source Heat Pump Baseline Report](#)." This report was developed with the objective of establishing foundational information to inform future policies supporting use of GSHP in New Jersey. GSHPs are an energy efficient technology used in space heating and cooling which present opportunities for cost savings and emissions reductions. Check out the report for more information on GSHP.

Through the RE-Powering America's Land Initiative, the EPA encourages renewable energy development on potentially contaminated land when aligned with the community's vision for the site. This list tracks completed projects where renewable energy systems have been installed on potentially contaminated lands, landfills, or mine sites. Project capacity data reflect total system capacity, which may be installed in whole or in part on potentially contaminated lands, landfills, or mine sites. For systems with an installed capacity less than 10 kW, the capacity is shown as 0.00. Where information was not found for a given site, it is noted as "Unknown" or with a "-" for numerical values. This information is sorted by state and then by site/project name. The color key for shaded rows is below:

Installations newly added for December 2024
 Multiple installations on a single site (location)
 New projects for December 2024 representing an additional installation on an existing renewable energy on contaminated lands site

This resource is for informational purposes only. The information in this list was gathered from public announcements of renewable energy projects in the form of company press releases, news releases, and, in some cases, conversations with the parties involved. It may not be a comprehensive list of all projects completed on contaminated land. EPA's tracking of renewable energy development on potentially contaminated land is not associated with the IRS-administered IRA energy communities tax credit bonus. Projects on this list include ground-mounted utility-scale systems, rooftop systems, and systems used for onsite power, including to power cleanup activities. To provide information on additional projects, please email a member of the RE-Powering Team: epa.gov/re-powering/questions-contact-team-member.

1. SITE DESCRIPTION									2. RENEWABLE ENERGY INFORMATION			3. PROJECT IMPLEMENTATION		
Site/Project Name	EPA Region	State	City	Type of Site	Site Owner	Site Ownership Type	Property Acreage	Former Use Description	RE Type	Project Capacity (MW)	Project Acreage	Primary RE Developer Name	Completion Date	Project Type
Barkhamsted-New Hartford Landfill	1	CT	Barkhamsted and New Hartford	Superfund	Towns of Barkhamsted and New Hartford	Municipal	98	Landfill	Solar PV	1.5		Lodestar	2017	Wholesale Electricity
Bethel Town Landfill Solar	1	CT	Bethel	Landfill	Town of Bethel	Municipal		MSW Landfill	Solar PV	0.948	4	Ameresco	2018	Wholesale Electricity
Bozrah Landfill Solar	1	CT	Bozrah	Landfill	Town of Bozrah	Municipal		MSW Landfill	Solar PV	3.1		Brightfields	2016	Wholesale Electricity
Ecology Park (AKA Branford Landfill Solar)	1	CT	Branford	Landfill	Town of Branford	Municipal		MSW Landfill and Landfill Buffer	Solar PV	-		Solar City LLC	2018	Unknown
Bridgeport Landfill	1	CT	Bridgeport	Landfill	City of Bridgeport	Municipal	46	MSW Landfill (1938-91); Construction Landfill (1996-2000)	Solar PV	2.2	22	American Capital Energy	2016	Wholesale Electricity
Cheshire Landfill Solar	1	CT	Cheshire	Landfill	Town of Cheshire	Municipal		MSW Landfill	Solar PV	0.98	4	Solar City LLC	2018	Wholesale Electricity
Derby Landfill Solar	1	CT	Derby	Landfill	City of Derby	Municipal	23	MSW Landfill	Solar PV	0.74	6	Jordan Energy and BQ Energy	2015	Wholesale Electricity
East Haven Landfill Solar	1	CT	East Haven	Landfill	City of East Haven	Municipal		MSW Landfill	Solar PV	1.17	5	Greenskies Renewable Energy, LLC	2021	Wholesale Electricity
Fairfield Landfill	1	CT	Fairfield	Landfill	City of Fairfield	Municipal		MSW Landfill	Solar PV	1.3		Greenskies Renewable Energy, LLC	2017	Wholesale Electricity
Wintergreen Ave. Landfill	1	CT	Hamden	Landfill	City of Hamden	Municipal		MSW Landfill	Solar PV	1	5	True Green Capital Solar Generation IV	2016	Wholesale Electricity
Hartford CT Landfill (solar)	1	CT	Hartford	Landfill	City of Hartford	Municipal	96	MSW Landfill	Solar PV	1	6	Tecta Solar	2014	Wholesale Electricity
Evansville Avenue Landfill	1	CT	Meriden	Landfill	City of Meriden	Municipal		MSW Landfill	Solar PV	1.1	3	Greenskies Renewable Energy, LLC	2017	Wholesale Electricity
Middletown Landfill - Weston	1	CT	Middletown	Landfill	Town of Middletown	Municipal		Landfill	Solar PV	-		Unknown	2019	Unknown
Middletown Landfill - Wilton	1	CT	Middletown	Landfill	Town of Middletown	Municipal		Landfill	Solar PV	-		Unknown	2019	Unknown
Newtown Landfill Solar	1	CT	Newtown	Landfill	Town of Newtown	Municipal		MSW Landfill	Solar PV	1	4	Solar City LLC	2018	Wholesale Electricity
North Haven Landfill	1	CT	North Haven	Landfill	City of North Haven	Municipal		MSW Landfill	Solar PV	0.384	1	Greenskies Renewable Energy, LLC	2017	Onsite Use - General
Rogers Road Landfill	1	CT	Norwich	Landfill	City of Norwich	Municipal	98	MSW Landfill	Solar PV	3	5	SolarCity with Brightfields	2017	Wholesale Electricity
Gallup's Quarry	1	CT	Plainfield	Superfund	Greenleaf Power	Private	29	Gravel Pit	Biomass	37.5		Greenleaf Power	2013	Wholesale Electricity

Through the RE-Powering America's Land Initiative, the EPA encourages renewable energy development on potentially contaminated land when aligned with the community's vision for the site. This list tracks completed projects where renewable energy systems have been installed on potentially contaminated lands, landfills, or mine sites. Project capacity data reflect total system capacity, which may be installed in whole or in part on potentially contaminated lands, landfills, or mine sites. For systems with an installed capacity less than 10 kW, the capacity is shown as 0.00. Where information was not found for a given site, it is noted as "Unknown" or with a "-" for numerical values. This information is sorted by state and then by site/project name. The color key for shaded rows is below:

Installations newly added for December 2024
 Multiple installations on a single site (location)
 New projects for December 2024 representing an additional installation on an existing renewable energy on contaminated lands site

This resource is for informational purposes only. The information in this list was gathered from public announcements of renewable energy projects in the form of company press releases, news releases, and, in some cases, conversations with the parties involved. It may not be a comprehensive list of all projects completed on contaminated land. EPA's tracking of renewable energy development on potentially contaminated land is not associated with the IRS-administered IRA energy communities tax credit bonus. Projects on this list include ground-mounted utility-scale systems, rooftop systems, and systems used for onsite power, including to power cleanup activities. To provide information on additional projects, please email a member of the RE-Powering Team: epa.gov/re-powering/questions-contact-team-member.

1. SITE DESCRIPTION									2. RENEWABLE ENERGY INFORMATION				3. PROJECT IMPLEMENTATION	
Site/Project Name	EPA Region	State	City	Type of Site	Site Owner	Site Ownership Type	Property Acreage	Former Use Description	RE Type	Project Capacity (MW)	Project Acreage	Primary RE Developer Name	Completion Date	Project Type
Putnam Landfill	1	CT	Putnam	Landfill	Town of Putnam	Municipal	13	MSW Landfill	Solar PV	0.656		CTEC Solar	2020	Wholesale Electricity
Solvents Recovery Service of New England	1	CT	Southington	Superfund	Unknown	Unknown	4	Hazardous waste treatment and storage facility	Solar PV	0.053		Unknown	2018	Onsite Use - Green Remediation
Stafford Landfill (CT)	1	CT	Stafford	Landfill	Town of Stafford	Municipal		MSW Landfill	Solar PV	0.945		Standard Solar, Inc.	2016	Wholesale Electricity
Woodstock (CT) Landfill Solar	1	CT	Woodstock	Landfill	Town of Woodstock	Municipal		MSW Landfill	Solar PV	1		BeFree Solar	2016	Wholesale Electricity
Acton Landfill	1	MA	Acton	Landfill	Town of Acton	Municipal	35	MSW and Light Industrial Waste Landfill	Solar PV	1.6	17.5	Ameresco	2013	Wholesale Electricity
W.R. Grace Solar	1	MA	Acton/Concord	Superfund	Town of Concord	Municipal	240	Manufacturing (sealants, concrete)	Solar PV	5.6	30	Kearsarge Energy LLC	2016	Wholesale Electricity
Adams Landfill	1	MA	Adams	Landfill	Town of Adams	Municipal	20	MSW Landfill	Solar PV	1.1	5	Apis Energy Group	2013	Wholesale Electricity
Former Grasso Landfill	1	MA	Agawam	Landfill	Town of Agawam	Municipal	10	MSW Landfill	Solar PV	1.98	9.5	Rivermoor-Citizens Agawam, LLC	2013	Wholesale Electricity
Hunt Road Landfill	1	MA	Amesbury	Landfill	Waste Management	Private	65	MSW Landfill	Solar PV	6	30	Citizens Energy	2016	Wholesale Electricity
Titcomb Solar Array	1	MA	Amesbury	Landfill	City of Amesbury	Municipal	17	MSW Landfill	Solar PV	4.5	16	Kearsarge Energy LLC	2019	Wholesale Electricity
Belchertown Road Landfill Solar	1	MA	Amherst	Landfill	Town of Amherst	Municipal	56	MSW Landfill	Solar PV	3.8	14.51	Cypress Creek Renewables	2022	Wholesale Electricity
Aquinnah Landfill	1	MA	Aquinnah	Landfill	Town of Aquinnah	Municipal	6	MSW Landfill	Solar PV	0.05	1.3	Vineyard Power Solar, LLC	2012	Onsite Use - General
Howe Street Landfill	1	MA	Ashland	Landfill	Town of Ashland	Municipal		MSW/Industrial Landfill	Solar PV	1		Ameresco	2018	Wholesale Electricity
Nyanza Waste Dump Superfund Site	1	MA	Ashland	Superfund	Unknown	Unknown	226	Chemical Waste Dump	Solar PV	5.8	18	Ashland Solar LLC	2020	Wholesale Electricity
Barnstable Landfill	1	MA	Barnstable	Landfill	Town of Barnstable	Municipal	86	Landfill	Solar PV	4.2	17	American Capital Energy	2014	Wholesale Electricity
Bellingham Landfill Solar	1	MA	Bellingham	Landfill	Town of Bellingham	Municipal		MSW Landfill	Solar PV	2.7		Kearsarge Energy LLC	2017	Wholesale Electricity
Berkley Landfill Solar	1	MA	Berkley	Landfill	Waste Management	Private	23	Residential, commercial, and industrial landfill	Solar PV	3.6	18	Southern Sky Renewable Energy	2017	Wholesale Electricity
Beverly Landfill Solar	1	MA	Beverly	Landfill	Town of Beverly	Municipal		MSW Landfill	Solar PV	5	15	BlueWave Solar	2020	Community Owned / Subscription
Iron Horse Park / Shaffer Landfill	1	MA	Billerica	Superfund	Town of Billerica	Municipal	40	MSW Landfill	Solar PV	5.99	30	Urban Green Technologies LLC	2014	Wholesale Electricity

Through the RE-Powering America's Land Initiative, the EPA encourages renewable energy development on potentially contaminated land when aligned with the community's vision for the site. This list tracks completed projects where renewable energy systems have been installed on potentially contaminated lands, landfills, or mine sites. Project capacity data reflect total system capacity, which may be installed in whole or in part on potentially contaminated lands, landfills, or mine sites. For systems with an installed capacity less than 10 kW, the capacity is shown as 0.00. Where information was not found for a given site, it is noted as "Unknown" or with a "-" for numerical values. This information is sorted by state and then by site/project name. The color key for shaded rows is below:

Installations newly added for December 2024
 Multiple installations on a single site (location)
 New projects for December 2024 representing an additional installation on an existing renewable energy on contaminated lands site

This resource is for informational purposes only. The information in this list was gathered from public announcements of renewable energy projects in the form of company press releases, news releases, and, in some cases, conversations with the parties involved. It may not be a comprehensive list of all projects completed on contaminated land. EPA's tracking of renewable energy development on potentially contaminated land is not associated with the IRS-administered IRA energy communities tax credit bonus. Projects on this list include ground-mounted utility-scale systems, rooftop systems, and systems used for onsite power, including to power cleanup activities. To provide information on additional projects, please email a member of the RE-Powering Team: epa.gov/re-powering/questions-contact-team-member.

1. SITE DESCRIPTION									2. RENEWABLE ENERGY INFORMATION				3. PROJECT IMPLEMENTATION	
Site/Project Name	EPA Region	State	City	Type of Site	Site Owner	Site Ownership Type	Property Acreage	Former Use Description	RE Type	Project Capacity (MW)	Project Acreage	Primary RE Developer Name	Completion Date	Project Type
Iron Horse Park Asbestos Landfill Solar	1	MA	Billerica	Superfund	B&M/PanAm	Private	174	Asbestos Landfill	Solar PV	6	30	Conti Solar; Syncarpha Capital	2017	Wholesale Electricity
Iron Horse Park/ Dow Solar	1	MA	Billerica	Superfund	Dow Chemical Corp.	Private	174	Chemical Manufacturing Facility	Solar PV	3.68	20	Soltage LLC	2016	Wholesale Electricity
Bolton Orchards	1	MA	Bolton	Brownfields	Davis Farms Trust	Private	105	Gravel Pit	Solar PV	6	50	Syncarpha Capital, LLC	2013	Wholesale Electricity
Bolton Orchards Phase II	1	MA	Bolton	Brownfields	Davis Farms Trust	Private	105	Gravel Pit	Solar PV	2.8	13	Syncarpha / Renewable Energy Massachusetts	2016	Community Owned / Subscription
Boxford Landfill	1	MA	Boxford	Landfill	Town of Boxford	Municipal	7	MSW Landfill	Solar PV	1	3.5	Borrego Solar	2017	Wholesale Electricity
Braintree Landfill	1	MA	Braintree	Landfill	Braintree Electric Light Department	Municipal		MSW Landfill	Solar PV	1.26		Ameresco/Ivory Street Solar, LLC	2014	Wholesale Electricity
Brewster Landfill	1	MA	Brewster	Landfill	Town of Brewster	Municipal	16	MSW Landfill and Recycling Center	Solar PV	1.23	16	American Capital Energy	2014	Wholesale Electricity
Brockton Brightfield	1	MA	Brockton	Brownfields	City of Brockton and Bay State Gas Company	Municipal	27	Former Gas Works Site	Solar PV	0.46	3.7	Global Solar	2006	Wholesale Electricity
Quaboag Landfill Solar	1	MA	Brookfield	Landfill	Town of Brookfield	Municipal	16	MSW Landfill	Solar PV	0.434	3	Washington Gas Energy Systems, Inc.	2013	Wholesale Electricity
Fairhaven Sanitary Landfill (Canton)	1	MA	Canton	Landfill	Town of Canton	Municipal	15	MSW Landfill	Solar PV	5.6	12.5	Southern Sky Renewable Energy / GZA	2012	Wholesale Electricity
Chatham Landfill	1	MA	Chatham	Landfill	Town of Chatham	Municipal	30	MSW Landfill	Solar PV	1.8	16.5	American Capital Energy	2014	Wholesale Electricity
Chicopee Elks Landfill	1	MA	Chicopee	Landfill	Chicopee Lodge of Elks #1849	Private		Landfill	Solar PV	2.1	9.6	Citizens Enterprises Corp	2015	Wholesale Electricity
Delta Hills Landfill	1	MA	Chicopee	Landfill	WestMass Area Development Corp.	Private		MSW Landfill	Solar PV	2.69	8	CR Solar	2015	Wholesale Electricity
MT Sullivan Landfill Solar	1	MA	Chicopee	Landfill	Waste Management	Private	50	MSW Landfill	Solar PV	2.5	13.5	Southern Sky Renewable Energy	2017	Wholesale Electricity
Chilmark Landfill	1	MA	Chilmark	Landfill	Town of Chilmark	Municipal	11	MSW landfill	Solar PV	0.099	6	Vineyard Power Solar, LLC	2014	Wholesale Electricity
Cedar Street Landfill	1	MA	Cohasset	Landfill	Town of Cohasset	Municipal	44	MSW Landfill	Solar PV	0.42	1.7	Palmer Capital/CohSolar LLC	2017	Wholesale Electricity
Concord Landfill Phase I	1	MA	Concord	Landfill	Town of Concord	Municipal		MSW Landfill	Solar PV	1.7		Kearsarge Energy LLC	2014	Wholesale Electricity
Re-Solve Superfund Solar	1	MA	Dartmouth	Superfund	Unknown	Unknown	6	Waste Chemical Reclamation	Solar PV	0.15	2	Weston Solutions	2012	Onsite Use - Green Remediation

Through the RE-Powering America's Land Initiative, the EPA encourages renewable energy development on potentially contaminated land when aligned with the community's vision for the site. This list tracks completed projects where renewable energy systems have been installed on potentially contaminated lands, landfills, or mine sites. Project capacity data reflect total system capacity, which may be installed in whole or in part on potentially contaminated lands, landfills, or mine sites. For systems with an installed capacity less than 10 kW, the capacity is shown as 0.00. Where information was not found for a given site, it is noted as "Unknown" or with a "-" for numerical values. This information is sorted by state and then by site/project name. The color key for shaded rows is below:

Installations newly added for December 2024
 Multiple installations on a single site (location)
 New projects for December 2024 representing an additional installation on an existing renewable energy on contaminated lands site

This resource is for informational purposes only. The information in this list was gathered from public announcements of renewable energy projects in the form of company press releases, news releases, and, in some cases, conversations with the parties involved. It may not be a comprehensive list of all projects completed on contaminated land. EPA's tracking of renewable energy development on potentially contaminated land is not associated with the IRS-administered IRA energy communities tax credit bonus. Projects on this list include ground-mounted utility-scale systems, rooftop systems, and systems used for onsite power, including to power cleanup activities. To provide information on additional projects, please email a member of the RE-Powering Team: epa.gov/re-powering/questions-contact-team-member.

1. SITE DESCRIPTION									2. RENEWABLE ENERGY INFORMATION				3. PROJECT IMPLEMENTATION	
Site/Project Name	EPA Region	State	City	Type of Site	Site Owner	Site Ownership Type	Property Acreage	Former Use Description	RE Type	Project Capacity (MW)	Project Acreage	Primary RE Developer Name	Completion Date	Project Type
Russells Mills Road Landfill	1	MA	Dartmouth	Landfill	Town of Dartmouth	Municipal	115	MSW Landfill	Solar PV	1.45	6.3	Borrego Solar	2013	Wholesale Electricity
Theophilus Smith Road Landfill	1	MA	Dennis	Landfill	Town of Dennis	Municipal	148	MSW Landfill	Solar PV	6	34	American Capital Energy	2014	Wholesale Electricity
Dorchester Solar Power Project	1	MA	Dorchester	Brownfields	National Grid	Private		Former Manufactured Gas Plant	Solar PV	1.3	6	Unknown	2012	Wholesale Electricity
Dover Landfill Solar	1	MA	Dover	Landfill	Hale Reservation	Private	1,137	MSW Landfill	Solar PV	1.4	10	BlueWave Solar	2017	Community Owned / Subscription
Duxbury Landfill	1	MA	Duxbury	Landfill	Town of Duxbury	Municipal	19	MSW Landfill	Solar PV	0.585	3	American Capital Energy (as Duxbury Solar LLC) and Renewable Energy Development Partners, LLC	2014	Wholesale Electricity
East Bridgewater Landfill Solar	1	MA	East Bridgewater	Landfill	Republic Services	Private	233	MSW Landfill	Solar PV	3.2		Soltage LLC	2017	Wholesale Electricity
Eastham Landfill	1	MA	Eastham	Landfill	Town of Eastham	Municipal	38	MSW Landfill	Solar PV	0.627	10.4	American Capital Energy	2014	Wholesale Electricity
Oliver Street Landfill	1	MA	Easthampton	Landfill	City of Easthampton	Municipal	40	MSW Landfill	Solar PV	2.3	12	Borrego Solar	2012	Wholesale Electricity
Prospect Street Landfill	1	MA	Easton	Landfill	Town of Easton	Municipal	8	MSW Landfill	Solar PV	1.9	8	Borrego Solar	2014	Wholesale Electricity
Everett Solar Power Project	1	MA	Everett	Brownfields	National Grid	Private		Former Manufactured Gas Plant	Solar PV	0.61	2.5	Unknown	2010	Wholesale Electricity
Bridge Street Landfill	1	MA	Fairhaven	Landfill	Town of Fairhaven	Municipal		MSW Landfill	Solar PV	0.578	3	Dynamic Power/Blue Sky/Heliosage	2013	Onsite Use - General
Phillips Lightolier Wind	1	MA	Fall River	Brownfields	Phillips	Private	32	Manufacturing/Industrial Park	Wind	2		Phillips	2012	Wholesale Electricity
Falmouth Landfill	1	MA	Falmouth	Landfill	Town of Falmouth	Municipal	48	MSW Landfill	Solar PV	4.3	16	Citizens Energy	2017	Wholesale Electricity
Falmouth Landfill--Phase 2	1	MA	Falmouth	Landfill	Town of Falmouth	Municipal		MSW Landfill	Solar PV	2		Citizens Energy	2021	Wholesale Electricity
Fitchburg Gas & Electric Light Company	1	MA	Fitchburg	State Brownfields	Private	Private	20	Commercial/Industrial	Solar PV	1	15	UNITIL	2017	Wholesale Electricity
Bent Mill Solar	1	MA	Gardner	State Brownfields	City of Gardner	Municipal	27	Manufacturing (furniture)	Solar PV	1	5	BCC Solar Energy Advantage/Borrego	2014	Wholesale Electricity
Rising Paper Solar	1	MA	Great Barrington	Landfill	Rising Paper, LLC	Private	26	Paper Landfill	Solar PV	3.2	16	Altus Power America, LLC	2016	Wholesale Electricity

Through the RE-Powering America's Land Initiative, the EPA encourages renewable energy development on potentially contaminated land when aligned with the community's vision for the site. This list tracks completed projects where renewable energy systems have been installed on potentially contaminated lands, landfills, or mine sites. Project capacity data reflect total system capacity, which may be installed in whole or in part on potentially contaminated lands, landfills, or mine sites. For systems with an installed capacity less than 10 kW, the capacity is shown as 0.00. Where information was not found for a given site, it is noted as "Unknown" or with a "-" for numerical values. This information is sorted by state and then by site/project name. The color key for shaded rows is below:



Installations newly added for December 2024



Multiple installations on a single site (location)



New projects for December 2024 representing an additional installation on an existing renewable energy on contaminated lands site

This resource is for informational purposes only. The information in this list was gathered from public announcements of renewable energy projects in the form of company press releases, news releases, and, in some cases, conversations with the parties involved. It may not be a comprehensive list of all projects completed on contaminated land. EPA's tracking of renewable energy development on potentially contaminated land is not associated with the IRS-administered IRA energy communities tax credit bonus. Projects on this list include ground-mounted utility-scale systems, rooftop systems, and systems used for onsite power, including to power cleanup activities. To provide information on additional projects, please email a member of the RE-Powering Team: epa.gov/re-powering/questions-contact-team-member.

1. SITE DESCRIPTION									2. RENEWABLE ENERGY INFORMATION				3. PROJECT IMPLEMENTATION	
Site/Project Name	EPA Region	State	City	Type of Site	Site Owner	Site Ownership Type	Property Acreage	Former Use Description	RE Type	Project Capacity (MW)	Project Acreage	Primary RE Developer Name	Completion Date	Project Type
Greenfield Solar Farm	1	MA	Greenfield	Landfill	Town of Greenfield	Municipal	23	MSW Landfill	Solar PV	2	23	Axio Power	2012	Wholesale Electricity
Groton Landfill	1	MA	Groton	Landfill	Town of Groton	Municipal		MSW Landfill	Solar PV	2.93	8	Groton Landfill Solar, LLC	2016	Wholesale Electricity
Groveland Wells Solar	1	MA	Groveland	Superfund	Groveland Municipal Light	Municipal	35	Manufacturing (metal and plastics)	Solar PV	3.6	19	Consolidated Edison Development, Inc.	2013	Wholesale Electricity
FMR Industrial	1	MA	Halifax	State Brownfields	Private	Private	38	Agriculture/Pasture	Solar PV	6	30	Halifax Solar, LLC	2019	Community Owned / Subscription
Harwich Municipal Landfill	1	MA	Harwich	Landfill	Town of Harwich	Municipal	120	MSW Landfill	Solar PV	4.5	28	American Capital Energy	2014	Wholesale Electricity
Haverhill Solar Power Project	1	MA	Haverhill	Brownfields	National Grid	Private		Former Manufactured Gas Plant	Solar PV	1	5	Rivermoor Energy	2010	Wholesale Electricity
Old Groveland Rd. Landfill Solar	1	MA	Haverhill	Superfund	City of Haverhill / Aggregate Industries	Municipal/Private	129	MSW Landfill	Solar PV with Battery	2.8	12	Kearsarge Energy LLC	2021	Unknown
Former Parsons Paper Company	1	MA	Holyoke	Superfund	Private	Private		Former Paper Company	Solar PV	4	15	Unknown	Unknown	Wholesale Electricity
Mount Tom Station	1	MA	Holyoke	State Brownfields	ENGIE North America	Private	128	Coal Plant and Coal Ash Disposal	Solar PV	5.76	30	GDF SUEZ	2017	Wholesale Electricity
Hudson/Stow Landfill Solar	1	MA	Hudson	Landfill	Waste Management	Private		MSW Landfill	Solar PV	5	28	Unknown	2017	Wholesale Electricity
Hull Wind II	1	MA	Hull	Landfill	Town of Hull	Municipal	13	MSW Landfill	Wind	1.8	10	Hull Municipal Light	2006	Wholesale Electricity
Lancaster Landfill	1	MA	Lancaster	Landfill	Town of Lancaster	Municipal	7	Gravel Pit Adjacent to Landfill	Solar PV	0.5	2.8	Unknown	2013	Wholesale Electricity
Lee Landfill (Willow Hill Road)	1	MA	Lee	Landfill	Schweitzer-Mauduit International	Private		Paper Sludge Landfill	Solar PV	2.6	17.5	East Light Partners	2017	Wholesale Electricity
Lenox Landfill	1	MA	Lenox	Landfill	Town of Lenox	Municipal		MSW Landfill	Solar PV	0.748		Willow Creek Solar LLC (subsidiary of Ameresco)	2017	Wholesale Electricity
Lexington Landfill	1	MA	Lexington	Landfill	Town of Lexington	Municipal	29	Former Landfill	Solar PV	1.4	15	Syncarpha Capital, LLC	2016	Wholesale Electricity
Westford St. Landfill	1	MA	Lowell	Landfill	City of Lowell	Municipal	42	Landfill - MSW, ash, oxide box waste	Solar PV	1.5	6	Ameresco	2014	Wholesale Electricity
Ludlow Landfill	1	MA	Ludlow	Landfill	Town of Ludlow	Municipal	22	MSW Landfill	Solar PV	2.7	17	Borrego Solar	2013	Wholesale Electricity
Former Comp Chemical	1	MA	Mansfield	State Brownfields	Private	Private	32	Former Industrial	Solar PV	1.95	7.5	Bay4 Energy	2016	Wholesale Electricity
Marion Landfill Community Solar	1	MA	Marion	Landfill	Town of Marion	Municipal	50	MSW Landfill	Solar PV	5.2	2.4	My Generation Energy	2015	Community Owned / Subscription

Through the RE-Powering America's Land Initiative, the EPA encourages renewable energy development on potentially contaminated land when aligned with the community's vision for the site. This list tracks completed projects where renewable energy systems have been installed on potentially contaminated lands, landfills, or mine sites. Project capacity data reflect total system capacity, which may be installed in whole or in part on potentially contaminated lands, landfills, or mine sites. For systems with an installed capacity less than 10 kW, the capacity is shown as 0.00. Where information was not found for a given site, it is noted as "Unknown" or with a "-" for numerical values. This information is sorted by state and then by site/project name. The color key for shaded rows is below:

Installations newly added for December 2024
 Multiple installations on a single site (location)
 New projects for December 2024 representing an additional installation on an existing renewable energy on contaminated lands site

This resource is for informational purposes only. The information in this list was gathered from public announcements of renewable energy projects in the form of company press releases, news releases, and, in some cases, conversations with the parties involved. It may not be a comprehensive list of all projects completed on contaminated land. EPA's tracking of renewable energy development on potentially contaminated land is not associated with the IRS-administered IRA energy communities tax credit bonus. Projects on this list include ground-mounted utility-scale systems, rooftop systems, and systems used for onsite power, including to power cleanup activities. To provide information on additional projects, please email a member of the RE-Powering Team: epa.gov/re-powering/questions-contact-team-member.

1. SITE DESCRIPTION									2. RENEWABLE ENERGY INFORMATION				3. PROJECT IMPLEMENTATION	
Site/Project Name	EPA Region	State	City	Type of Site	Site Owner	Site Ownership Type	Property Acreage	Former Use Description	RE Type	Project Capacity (MW)	Project Acreage	Primary RE Developer Name	Completion Date	Project Type
Sylvester Ray Construction & Demolition Debris Landfill	1	MA	Marshfield	Landfill	Sylvester Ray, Inc.	Private	27	Demolition Landfill	Solar PV	3.87	13	No Fossil Fuel, LLC	2013	Wholesale Electricity
Mashpee Landfill Solar	1	MA	Mashpee	Landfill	Town of Mashpee	Municipal		MSW Landfill	Solar PV	2.1	8	American Capital Energy/ Renewable Energy Development Partners, LLC	2014	Wholesale Electricity
Mattapoisett Landfill Solar	1	MA	Mattapoisett	Landfill	Town of Mattapoisett	Municipal		MSW Landfill	Solar PV	6		Ameresco in partnership with BlueWave Solar	2020	Community Owned / Subscription
Waltham Street Landfill	1	MA	Maynard	Landfill	Town of Maynard	Municipal	14	MSW Landfill	Solar PV	1.2	5	EPG Solar	2013	Wholesale Electricity
Huntington Avenue Landfill	1	MA	Methuen	Landfill	Town of Methuen	Municipal	30	MSW Landfill	Solar PV	1.3	4.7	Borrego Solar	2013	Wholesale Electricity
Montague Landfill Solar	1	MA	Montague	Landfill	Town of Montague	Municipal		MSW Landfill	Solar PV	5.9	40	Kearsarge Energy LLC	2018	Wholesale Electricity
Needham Landfill	1	MA	Needham	Landfill	City of Needham	Municipal	75	MSW Landfill	Solar PV	3.7	13	Brightfields	2016	Wholesale Electricity
New Bedford High School Solar	1	MA	New Bedford	Brownfields	City of New Bedford	Private		School Public K-12 (current)	Solar PV	0.5	2.5	BlueWave Solar	2012	Wholesale Electricity
Sullivan's Ledge	1	MA	New Bedford	Superfund	City of New Bedford	Municipal	27	Quarry / Hazardous Waste Disposal	Solar PV	1.8	10	Bright Plain Renewable Energy	2014	Wholesale Electricity
Rumford Ave. Landfill Solar	1	MA	Newtown	Landfill	City of Newtown	Municipal		MSW and DPW materials landfill	Solar PV	2.137	9	Ameresco / Rumford Ave. Solar, LLC	2017	Wholesale Electricity
Norfolk Landfill Phase I	1	MA	Norfolk	Landfill	Town of Norfolk	Municipal	51	MSW Landfill and Adjacent Land	Solar PV	0.55	1.58	Constellation Solar Massachusetts, LLC	2012	Wholesale Electricity
Norfolk Landfill Phase II	1	MA	Norfolk	Landfill	Town of Norfolk	Municipal	51	MSW Landfill and Adjacent Land	Solar PV	1.05	3.54	Constellation Solar Massachusetts, LLC	2012	Wholesale Electricity
North Adams Landfill	1	MA	North Adams	Landfill	Town of North Adams	Municipal		MSW Landfill	Solar PV	3.5	15	Borrego Solar; Syncarpha Capital	2015	Wholesale Electricity
FMR Lucent Technologies	1	MA	North Andover	State Brownfields	Private	Private	169	Former Manufacturing	Solar PV	6	40	Heritage Place, LLC	2016	Wholesale Electricity
Osgood Landing Solar	1	MA	North Andover	State Brownfields	Ozzy Properties	Private		Manufacturing	Solar PV	6		Osgood Solar	2016	Wholesale Electricity
North Carver Landfill	1	MA	North Carver	Landfill	Town of North Carver	Municipal	22	MSW Landfill	Solar PV	1.7	8	Southern Sky Renewable Energy	2016	Wholesale Electricity
Ravenbrook Farms Landfill	1	MA	North Carver	Landfill	Ravenbrook Farms, Inc. (Willard Rhodes)	Private	31	MSW, CD&D Landfill	Solar PV	6	14	Southern Sky Renewable Energy	2014	Wholesale Electricity

Through the RE-Powering America's Land Initiative, the EPA encourages renewable energy development on potentially contaminated land when aligned with the community's vision for the site. This list tracks completed projects where renewable energy systems have been installed on potentially contaminated lands, landfills, or mine sites. Project capacity data reflect total system capacity, which may be installed in whole or in part on potentially contaminated lands, landfills, or mine sites. For systems with an installed capacity less than 10 kW, the capacity is shown as 0.00. Where information was not found for a given site, it is noted as "Unknown" or with a "-" for numerical values. This information is sorted by state and then by site/project name. The color key for shaded rows is below:

Installations newly added for December 2024
 Multiple installations on a single site (location)
 New projects for December 2024 representing an additional installation on an existing renewable energy on contaminated lands site

This resource is for informational purposes only. The information in this list was gathered from public announcements of renewable energy projects in the form of company press releases, news releases, and, in some cases, conversations with the parties involved. It may not be a comprehensive list of all projects completed on contaminated land. EPA's tracking of renewable energy development on potentially contaminated land is not associated with the IRS-administered IRA energy communities tax credit bonus. Projects on this list include ground-mounted utility-scale systems, rooftop systems, and systems used for onsite power, including to power cleanup activities. To provide information on additional projects, please email a member of the RE-Powering Team: epa.gov/re-powering/questions-contact-team-member.

1. SITE DESCRIPTION									2. RENEWABLE ENERGY INFORMATION				3. PROJECT IMPLEMENTATION	
Site/Project Name	EPA Region	State	City	Type of Site	Site Owner	Site Ownership Type	Property Acreage	Former Use Description	RE Type	Project Capacity (MW)	Project Acreage	Primary RE Developer Name	Completion Date	Project Type
Northampton Landfill Solar	1	MA	Northampton	Landfill	City of Northampton	Municipal	15	MSW Landfill	Solar PV	3.17	15	Ameresco	2017	Wholesale Electricity
Hill Street Landfill	1	MA	Norton	Landfill	City of Norton	Municipal	38	Landfill	Solar PV	2	8.5	Norton Landfill Solar LLC	2016	Wholesale Electricity
Orleans Landfill	1	MA	Orleans	Landfill	Town of Orleans	Municipal	21	MSW Landfill	Solar PV	0.574	1.69	Broadway Renewable Strategies, LLC	2015	Wholesale Electricity
Emery Street Landfill	1	MA	Palmer	Landfill	Town of Palmer	Municipal	10	Landfill	Solar PV	5.03	1.3	Borrego Solar; Syncarpha Capital	2017	Wholesale Electricity
Palmer Metropolitan Airfield Solar	1	MA	Palmer	Brownfields	JenJill LLC	Private	30	Airfield	Solar PV	5.9	30	Borrego Solar; Syncarpha Capital	2016	Wholesale Electricity
Pembroke Landfill Solar	1	MA	Pembroke	Landfill	Town of Pembroke	Municipal	210	MSW Landfill	Solar PV	3.256	9	CS Energy, LLC	2017	Wholesale Electricity
Pittsfield Municipal Landfill	1	MA	Pittsfield	Landfill	City of Pittsfield	Municipal	44	MSW Landfill	Solar PV	2.91	9	Ameresco	2017	Wholesale Electricity
Silver Lake Solar Photovoltaic Facility	1	MA	Pittsfield	Superfund	Western Massachusetts Electric Company	Private	8	Former GE site and former steam generating site	Solar PV	1.8	8	Western Massachusetts Electric Company (WMECO)	2010	Wholesale Electricity
Plainville Landfill	1	MA	Plainville	Landfill	Republic Services (Allied Waste)	Private	138	MSW Landfill	Solar PV	6		Soltage LLC	2017	Wholesale Electricity
Raffaele Road Solar Project	1	MA	Plymouth	Brownfields	Plymouth Sand and Gravel LLC	Private	30	Sand and Gravel Pit	Solar PV	5.67	26	BlueWave Solar	2014	Wholesale Electricity
Randolph Landfill Solar	1	MA	Randolph	Landfill	Republic Services	Private	295	MSW Landfill	Solar PV	4.8	30	Soltage LLC	2017	Wholesale Electricity
Raynham Landfill Community Solar	1	MA	Raynham	Landfill	Taunton Municipal Light Plant	Municipal		Landfill	Solar PV	3	14	Green Street Power Partners, LLC	2018	Community Owned / Subscription
Rehoboth Landfill (MA)	1	MA	Rehoboth	Landfill	Town of Rehoboth	Municipal	21	MSW Landfill	Solar PV	2.49	18.3	NRG Renew LLC	2015	Wholesale Electricity
Revere Solar Power Project	1	MA	Revere	Brownfields	National Grid	Private		Former Manufactured Gas Plant	Solar PV	0.75	3	Unknown	2010	Wholesale Electricity
Beech St. Landfill	1	MA	Rockland	Landfill	Town of Rockland	Municipal	98	MSW Landfill	Solar PV	3.2	7.5	NextSun Energy	2014	Wholesale Electricity
Massachusetts Military Reservation (Otis) - Microgrid	1	MA	Sagamore	Superfund	U.S. Air Force	Federal	22,000	Military training and aircraft operation and maintenance	Wind with Battery	0.5		Unknown	2009	Onsite Use - General
Massachusetts Military Reservation (Otis) #1	1	MA	Sagamore	Superfund	U.S. Air Force	Federal	22,000	Military training and aircraft operation and maintenance	Wind	3		Unknown	2011	Onsite Use - General

Through the RE-Powering America's Land Initiative, the EPA encourages renewable energy development on potentially contaminated land when aligned with the community's vision for the site. This list tracks completed projects where renewable energy systems have been installed on potentially contaminated lands, landfills, or mine sites. Project capacity data reflect total system capacity, which may be installed in whole or in part on potentially contaminated lands, landfills, or mine sites. For systems with an installed capacity less than 10 kW, the capacity is shown as 0.00. Where information was not found for a given site, it is noted as "Unknown" or with a "-" for numerical values. This information is sorted by state and then by site/project name. The color key for shaded rows is below:

Installations newly added for December 2024
 Multiple installations on a single site (location)
 New projects for December 2024 representing an additional installation on an existing renewable energy on contaminated lands site

This resource is for informational purposes only. The information in this list was gathered from public announcements of renewable energy projects in the form of company press releases, news releases, and, in some cases, conversations with the parties involved. It may not be a comprehensive list of all projects completed on contaminated land. EPA's tracking of renewable energy development on potentially contaminated land is not associated with the IRS-administered IRA energy communities tax credit bonus. Projects on this list include ground-mounted utility-scale systems, rooftop systems, and systems used for onsite power, including to power cleanup activities. To provide information on additional projects, please email a member of the RE-Powering Team: epa.gov/re-powering/questions-contact-team-member.

1. SITE DESCRIPTION									2. RENEWABLE ENERGY INFORMATION				3. PROJECT IMPLEMENTATION	
Site/Project Name	EPA Region	State	City	Type of Site	Site Owner	Site Ownership Type	Property Acreage	Former Use Description	RE Type	Project Capacity (MW)	Project Acreage	Primary RE Developer Name	Completion Date	Project Type
Massachusetts Military Reservation (Otis) #2	1	MA	Sagamore	Superfund	U.S. Air Force	Federal	22,000	Military training and aircraft operation and maintenance	Wind	3.2		Unknown	2014	Onsite Use - General
Saugus Landfill Solar	1	MA	Saugus	Landfill	Town of Saugus	Municipal	16	MSW Landfill	Solar PV	1.66	4	Ameresco	2017	Wholesale Electricity
Scituate Landfill	1	MA	Scituate	Landfill	Town of Scituate	Municipal	29	Landfill: MSW, construction debris, and wastewater treatment residuals	Solar PV	3	12.5	Scituate Solar - JV between Brightfields Development LLC and Syncarpha Capital	2013	Wholesale Electricity
Shirley Landfill	1	MA	Shirley	Landfill	Town of Shirley	Municipal	10	MSW Landfill	Solar PV	1.35	3.5	Altus Power America, LLC	2017	Wholesale Electricity
Hartford Turnpike/Shrewsbury Landfill	1	MA	Shrewsbury	Landfill	Town of Shrewsbury	Municipal	270	Landfill	Solar PV	3.8		Exyte Energy	2018	Wholesale Electricity
South Hadley Landfill	1	MA	South Hadley	Landfill	Town of South Hadley	Municipal		MSW Landfill	Solar PV	0.077		Tensor/ARM Group	2012	Onsite Use - General
Cottage Street Landfill	1	MA	Springfield	Landfill	Cottage Developers, LLP.	Municipal	62	MSW Landfill	Solar PV	3.9	40	Western Massachusetts Electric Company (WMECO)	2014	Wholesale Electricity
Indian Orchard Solar Facility	1	MA	Springfield	Brownfields	Springfield Redevelopment Authority	Municipal	16	Former Foundry	Solar PV	2	10	Citizens Energy	2011	Wholesale Electricity
Solutia (Monsanto)	1	MA	Springfield	RCRA	Private	Private	180	Former Chemical Plant	Solar PV	2.51	10	Unknown	Unknown	Wholesale Electricity
Stockbridge Landfill	1	MA	Stockbridge	Landfill	Town of Stockbridge	Municipal		MSW Landfill	Solar PV	0.9	2.6	Ameresco	2018	Wholesale Electricity
Stoughton Landfill	1	MA	Stoughton	Landfill	City of Stoughton	Municipal		Landfill	Solar PV	1.2	2.6	Patriot Renewables	2020	Unknown
Genrad Solar	1	MA	Stow	RCRA	Teradyne Corp.	Private	85	Manufacturing/Electroplating	Solar PV	2.5	12	REM LLC/Syncarpha Capitol/Gehrlicher	2013	Wholesale Electricity
Stow Brownfield Solar	1	MA	Stow	Brownfields	Unknown	Private	12	Unknown	Solar PV	2.5	12	Syncarpha Solar and Renewable Energy Massachusetts	2013	Wholesale Electricity
Fort Devens-Sudbury Training Annex (GSHP)	1	MA	Sudbury	Superfund	U.S. Fish and Wildlife Services	Federal	2,268	Army Training	Geothermal	-		Unknown	2010	Unknown
Fort Devens-Sudbury Training Annex (Solar)	1	MA	Sudbury	Superfund	U.S. Fish and Wildlife Services	Federal	2,268	Army Training	Solar PV	10		Unknown	2010	Unknown
Sudbury Landfill	1	MA	Sudbury	Landfill	Town of Sudbury	Municipal	18	MSW Landfill	Solar PV	1.5	5.3	Ameresco/Solar Sudbury One, LLC	2013	Wholesale Electricity

Through the RE-Powering America's Land Initiative, the EPA encourages renewable energy development on potentially contaminated land when aligned with the community's vision for the site. This list tracks completed projects where renewable energy systems have been installed on potentially contaminated lands, landfills, or mine sites. Project capacity data reflect total system capacity, which may be installed in whole or in part on potentially contaminated lands, landfills, or mine sites. For systems with an installed capacity less than 10 kW, the capacity is shown as 0.00. Where information was not found for a given site, it is noted as "Unknown" or with a "-" for numerical values. This information is sorted by state and then by site/project name. The color key for shaded rows is below:



Installations newly added for December 2024



Multiple installations on a single site (location)



New projects for December 2024 representing an additional installation on an existing renewable energy on contaminated lands site

This resource is for informational purposes only. The information in this list was gathered from public announcements of renewable energy projects in the form of company press releases, news releases, and, in some cases, conversations with the parties involved. It may not be a comprehensive list of all projects completed on contaminated land. EPA's tracking of renewable energy development on potentially contaminated land is not associated with the IRS-administered IRA energy communities tax credit bonus. Projects on this list include ground-mounted utility-scale systems, rooftop systems, and systems used for onsite power, including to power cleanup activities. To provide information on additional projects, please email a member of the RE-Powering Team: epa.gov/re-powering/questions-contact-team-member.

1. SITE DESCRIPTION									2. RENEWABLE ENERGY INFORMATION				3. PROJECT IMPLEMENTATION	
Site/Project Name	EPA Region	State	City	Type of Site	Site Owner	Site Ownership Type	Property Acreage	Former Use Description	RE Type	Project Capacity (MW)	Project Acreage	Primary RE Developer Name	Completion Date	Project Type
Sutton Brook Disposal Area Solar	1	MA	Tewksbury	Superfund	Town of Tewksbury	Municipal	40	Disposal Area	Solar PV with Battery	3.622	18	Syncarpha Capital, LLC	2022	Community Owned / Subscription
Tisbury Landfill	1	MA	Tisbury	Landfill	Town of Tisbury	Municipal	22	MSW Landfill	Solar PV	1.2	4	American Capital Energy	2014	Wholesale Electricity
Chebacco Road Solar Array	1	MA	Town of Hamilton	Landfill	Town of Hamilton	Municipal	47	Landfill	Solar PV	0.93	3.1	Ameresco	2022	Wholesale Electricity
Charles George Landfill	1	MA	Tyngsboro/ Dunstable	Superfund	Charles George Family	Private	71	MSW and Industrial Landfill	Solar PV	3.56	18	Tyngsborough Landfill Solar, LLC	2017	Wholesale Electricity
Bird Machine Landfill	1	MA	Walpole	Landfill	Baker Hughes (a GE company)	Private	134	Industrial Landfill	Solar PV	4.75	25	Soltage LLC	2017	Wholesale Electricity
Wellfleet Landfill Solar	1	MA	Wellfleet	Landfill	Town of Wellfleet	Municipal		MSW Landfill	Solar PV	0.905	7.4	Ameresco	2021	Wholesale Electricity
West Boylston Landfill	1	MA	West Boylston	Landfill	West Boylston Municipal Lighting Plant	Municipal		MSW Landfill	Solar PV	1.5	5	Greenskies Renewable Energy, LLC	2017	Community Owned / Subscription
Berkshire Truck Plaza	1	MA	West Stockbridge	State Brownfields	Private	Private	14	Former Commercial	Solar PV	3	10	ALTRU Energy LLC	2016	Wholesale Electricity
West Tisbury Landfill	1	MA	West Tisbury	Landfill	Town of West Tisbury	Municipal	9	MSW Landfill	Solar PV	0.884	6	Broadway Renewable Strategies, LLC	2015	Wholesale Electricity
Cowles Gravel Solar	1	MA	Westfield	Brownfields	Private trust	Private	35	Gravel Pit	Solar PV	2.6	10	Westfield Solar, Inc. (subsidiary of ConEdison Development)	2016	Wholesale Electricity
Westfield Landfill	1	MA	Westfield	Landfill	City of Westfield	Municipal	10	MSW Landfill	Solar PV	2.5	7.5	Citizens Energy	2015	Wholesale Electricity
Weston Landfill	1	MA	Weston	Landfill	Town of Weston	Municipal		MSW Landfill	Solar PV	2.27	9	Ameresco (d/b/a/ Church Street Solar)	2016	Wholesale Electricity
Hix Bridge Road Landfill	1	MA	Westport	Landfill	Town of Westport	Municipal	15	MSW Landfill	Solar PV	0.622	2.5	Ameresco	2019	Wholesale Electricity
Wilbraham Landfill	1	MA	Wilbraham	Landfill	Town of Wilbraham	Municipal		MSW Landfill	Solar PV	0.75	3	Renewable Energy Development Partners	2016	Wholesale Electricity
Williamston Landfill	1	MA	Williamston	Landfill	Town of Williamston	Municipal	12	MSW Landfill	Solar PV	1.9	7	Brightfields	2018	Wholesale Electricity
Simonds Rd. Landfill	1	MA	Williamstown	Landfill	Town of Williamstown	Municipal	18	MSW Landfill	Solar PV	2	7	Brightfields	2018	Wholesale Electricity
Industri-Plex	1	MA	Woburn	Superfund	Various	Municipal/ Private	481	Industrial	Solar PV	3.6		Unknown	2020	Rooftop
Wells G&H - UniFirst	1	MA	Woburn	Superfund	Private	Private	61	Commercial/Industrial	Solar PV	0.31	5	Green Earth Energy Photovoltaic Corp.	2021	Community Owned / Subscription

Through the RE-Powering America's Land Initiative, the EPA encourages renewable energy development on potentially contaminated land when aligned with the community's vision for the site. This list tracks completed projects where renewable energy systems have been installed on potentially contaminated lands, landfills, or mine sites. Project capacity data reflect total system capacity, which may be installed in whole or in part on potentially contaminated lands, landfills, or mine sites. For systems with an installed capacity less than 10 kW, the capacity is shown as 0.00. Where information was not found for a given site, it is noted as "Unknown" or with a "-" for numerical values. This information is sorted by state and then by site/project name. The color key for shaded rows is below:

Installations newly added for December 2024
 Multiple installations on a single site (location)
 New projects for December 2024 representing an additional installation on an existing renewable energy on contaminated lands site

This resource is for informational purposes only. The information in this list was gathered from public announcements of renewable energy projects in the form of company press releases, news releases, and, in some cases, conversations with the parties involved. It may not be a comprehensive list of all projects completed on contaminated land. EPA's tracking of renewable energy development on potentially contaminated land is not associated with the IRS-administered IRA energy communities tax credit bonus. Projects on this list include ground-mounted utility-scale systems, rooftop systems, and systems used for onsite power, including to power cleanup activities. To provide information on additional projects, please email a member of the RE-Powering Team: epa.gov/re-powering/questions-contact-team-member.

1. SITE DESCRIPTION									2. RENEWABLE ENERGY INFORMATION				3. PROJECT IMPLEMENTATION	
Site/Project Name	EPA Region	State	City	Type of Site	Site Owner	Site Ownership Type	Property Acreage	Former Use Description	RE Type	Project Capacity (MW)	Project Acreage	Primary RE Developer Name	Completion Date	Project Type
Woburn Landfill	1	MA	Woburn	Landfill	City of North Woburn	Municipal	50	MSW Landfill	Solar PV	3.4		Greenwood Energy	2017	Wholesale Electricity
Greenwood St. Landfill	1	MA	Worcester	Landfill	City of Worcester	Municipal	52	MSW Landfill	Solar PV	8.1	25	Borrego Solar	2017	Wholesale Electricity
Belfast Landfill	1	ME	Belfast	Landfill	City of Belfast	Municipal		MSW Landfill	Solar PV	0.122		ReVision Energy	2015	Wholesale Electricity
Brunswick Landing (Biomass)	1	ME	Brunswick	Superfund	Diversified Communications	Private	72	Former Naval Air Station Brunswick	Biomass	1	4.25	Village Green Ventures	2014	Wholesale Electricity
Brunswick Landing (Solar)	1	ME	Brunswick	Superfund	Diversified Communications	Private	72	Former Naval Air Station Brunswick	Solar PV	1.5		ReVision Energy	2018	Wholesale Electricity
Drowne Road Landfill Solar	1	ME	Cumberland	Landfill	Town of Cumberland	Municipal	10	MSW Landfill	Solar PV	0.4747	3.5	ReVision Energy	2019	Wholesale Electricity
Damariscotta Landfill Solar	1	ME	Damariscotta	Landfill	Town of Damaricotta	Municipal		Landfill	Solar PV	0.082688	5	Sundog Solar	2020	Wholesale Electricity
Eliot Landfill Solar	1	ME	Eliot	Landfill	Town of Eliot	Municipal		MSW Landfill	Solar PV	0.13		ReVision Energy	2019	Wholesale Electricity
Woods Road Landfill	1	ME	Falmouth	Landfill	Town of Falmouth	Municipal	4	Landfill	Solar PV	0.875		Tangent Energy Solutions	2023	Wholesale Electricity
Grandyoats	1	ME	Hiram	Brownfields	GrandyOats Granola	Private	8	Former Elementary School	Solar PV	-	8.2	Unknown	2016	Onsite Use - General
Norway Landfill Solar	1	ME	Norway	Landfill	Town of Norway	Municipal		Landfill	Solar PV	1		UGE	Unknown	Community Owned / Subscription
Oakland Transfer Station	1	ME	Oakland	Landfill	Town of Oakland	Municipal		Landfill	Solar PV	5		Sundog Solar	2020	Wholesale Electricity
Portland Landfill Solar	1	ME	Portland	Landfill	City of Portland	Municipal	44	MSW Landfill	Solar PV	0.66	4.3	ReVision Energy	2018	Wholesale Electricity
Highland Ave. Landfill	1	ME	South Portland	Landfill	City of South Portland	Municipal	34	MSW Landfill	Solar PV	1	2	ReVision Energy	2017	Wholesale Electricity
Thornton Heights Common	1	ME	South Portland	Brownfields	South Portland Housing and Development Corporation	Non-profit		Church and School	Solar PV	0.0585		Unknown	2021	Rooftop
Tremont Landfill Solar	1	ME	Tremont	Landfill	Town of Tremont	Municipal		MSW Landfill	Solar PV	0.153	3	Sundog Solar	2019	Wholesale Electricity
Waldoboro Transfer Station Landfill	1	ME	Waldoboro	Landfill	City of Waldoboro	Municipal		Landfill	Solar PV	0.11		Sundog Solar	2018	Wholesale Electricity
Littlefield Solar	1	ME	Wells	Landfill	Town of Wells	Municipal		Landfill	Solar PV	4.95	47	Walden Renewables	2022	Wholesale Electricity

Through the RE-Powering America's Land Initiative, the EPA encourages renewable energy development on potentially contaminated land when aligned with the community's vision for the site. This list tracks completed projects where renewable energy systems have been installed on potentially contaminated lands, landfills, or mine sites. Project capacity data reflect total system capacity, which may be installed in whole or in part on potentially contaminated lands, landfills, or mine sites. For systems with an installed capacity less than 10 kW, the capacity is shown as 0.00. Where information was not found for a given site, it is noted as "Unknown" or with a "-" for numerical values. This information is sorted by state and then by site/project name. The color key for shaded rows is below:

Installations newly added for December 2024 Multiple installations on a single site (location) New projects for December 2024 representing an additional installation on an existing renewable energy on contaminated lands site

This resource is for informational purposes only. The information in this list was gathered from public announcements of renewable energy projects in the form of company press releases, news releases, and, in some cases, conversations with the parties involved. It may not be a comprehensive list of all projects completed on contaminated land. EPA's tracking of renewable energy development on potentially contaminated land is not associated with the IRS-administered IRA energy communities tax credit bonus. Projects on this list include ground-mounted utility-scale systems, rooftop systems, and systems used for onsite power, including to power cleanup activities. To provide information on additional projects, please email a member of the RE-Powering Team: epa.gov/re-powering/questions-contact-team-member.

1. SITE DESCRIPTION									2. RENEWABLE ENERGY INFORMATION				3. PROJECT IMPLEMENTATION	
Site/Project Name	EPA Region	State	City	Type of Site	Site Owner	Site Ownership Type	Property Acreage	Former Use Description	RE Type	Project Capacity (MW)	Project Acreage	Primary RE Developer Name	Completion Date	Project Type
Woolwich Landfill	1	ME	Woolwich	Landfill	Town of Woolwich	Municipal		MSW Landfill	Solar PV	0.024		ReVision Energy	2018	Wholesale Electricity
Manchester Landfill	1	NH	Manchester	Landfill	City of Manchester	Municipal	93	MSW Landfill	Solar PV	3.3	12	Kearsarge Energy LLC	2022	Unknown
Milton Landfill Solar Garden	1	NH	Milton	Landfill	Town of Milton	Municipal	5	MSW Landfill	Solar PV	1	4.5	NH Solar Gardens	2016	Community Owned / Subscription
Minturn Farm Road Solar	1	RI	Bristol	Landfill	City of Bristol	Municipal		MSW Landfill	Solar PV	6.9	90	NuGen Capital Management	2024	Wholesale Electricity
Picillo Farm	1	RI	Coventry	Superfund	Various	Various	166	Farm, Illegal Dumping	Wind	1.5		Green Development LLC	2016	Wholesale Electricity
Beacon Solar Project	1	RI	Cranston	Landfill	Unknown	Unknown		Landfill	Solar PV	3.5		ISM Solar and Nautilus Solar Energy LLC	2021	Community Owned / Subscription
Peterson/Puritan	1	RI	Cumberland	Superfund	Unknown	Unknown	380	Packaging aerosol consumer products	Solar PV	0.5		MEGAWATT Energy Solutions	2014	Wholesale Electricity
Dexter Street Solar	1	RI	East Providence	State Brownfields	Unknown	Unknown		Petroleum product storage facility	Solar PV	2.8	9	Kearsarge Energy LLC	2021	Wholesale Electricity
Forbes Street Solar Project I (FSSPI)	1	RI	East Providence	Landfill	City of East Providence	Municipal	229	MSW Landfill	Solar PV	3.7	14	CME OCI Solar Power LLC / CME Energy	2014	Wholesale Electricity
Forbes Street Solar Project II (FSSPII)	1	RI	East Providence	Landfill	City of East Providence	Municipal		Landfill	Solar PV	4.1		CME Energy / Hecate Energy LLC	2018	Wholesale Electricity
A Street Facility Solar	1	RI	Johnston	Landfill	Town of Johnston	Municipal	32	Landfill	Solar PV	3.9		Southern Sky Renewable Energy	2018	Wholesale Electricity
Newport Naval Education & Training Center	1	RI	Newport	Superfund	Department of Defense	Federal	72	Naval Training	Solar PV	11	75	Unknown	2024	Unknown
Davisville Naval Construction Battalion Center #1	1	RI	North Kingstown	Superfund	Various	Various	1,500	Naval Base	Solar PV	2.4		Unknown	2013	Rooftop
Davisville Naval Construction Battalion Center #2	1	RI	North Kingstown	Superfund	Various	Various	1,500	Naval Base	Solar PV	2.47		Unknown	2018	Rooftop
North Providence Landfill	1	RI	North Providence	RCRA	North Providence	Municipal	13	MSW Landfill	Solar PV	2.6		Southern Sky Renewable Energy	2018	Wholesale Electricity
King Project	1	RI	North Smithfield	Landfill	William Horton King	Private	64	Landfill	Solar PV	12.42	40	TurningPoint Energy	2021	Community Owned / Subscription
Rose Hill Landfill	1	RI	South Kingston	Superfund	Town of South Kingstown	Municipal	95	Landfill	Solar PV	4.7	20	Kearsarge Energy LLC	2018	Wholesale Electricity

Through the RE-Powering America's Land Initiative, the EPA encourages renewable energy development on potentially contaminated land when aligned with the community's vision for the site. This list tracks completed projects where renewable energy systems have been installed on potentially contaminated lands, landfills, or mine sites. Project capacity data reflect total system capacity, which may be installed in whole or in part on potentially contaminated lands, landfills, or mine sites. For systems with an installed capacity less than 10 kW, the capacity is shown as 0.00. Where information was not found for a given site, it is noted as "Unknown" or with a "-" for numerical values. This information is sorted by state and then by site/project name. The color key for shaded rows is below:

Installations newly added for December 2024
 Multiple installations on a single site (location)
 New projects for December 2024 representing an additional installation on an existing renewable energy on contaminated lands site

This resource is for informational purposes only. The information in this list was gathered from public announcements of renewable energy projects in the form of company press releases, news releases, and, in some cases, conversations with the parties involved. It may not be a comprehensive list of all projects completed on contaminated land. EPA's tracking of renewable energy development on potentially contaminated land is not associated with the IRS-administered IRA energy communities tax credit bonus. Projects on this list include ground-mounted utility-scale systems, rooftop systems, and systems used for onsite power, including to power cleanup activities. To provide information on additional projects, please email a member of the RE-Powering Team: epa.gov/re-powering/questions-contact-team-member.

1. SITE DESCRIPTION									2. RENEWABLE ENERGY INFORMATION				3. PROJECT IMPLEMENTATION	
Site/Project Name	EPA Region	State	City	Type of Site	Site Owner	Site Ownership Type	Property Acreage	Former Use Description	RE Type	Project Capacity (MW)	Project Acreage	Primary RE Developer Name	Completion Date	Project Type
University of Rhode Island (URI) Disposal Area	1	RI	South Kingston	Superfund	URI	University	18	Landfill	Solar PV	3.3	14	Kearsarge Energy LLC	2018	Wholesale Electricity
West Kingston Town Dump	1	RI	South Kingston	Superfund	Town of West Kingston	Municipal	18	Landfill	Solar PV	1.3	8	Kearsarge Energy LLC	2018	Wholesale Electricity
Kilvert Street Solar	1	RI	Warwick	State Brownfields	City of Warwick	Municipal	37	Industrial	Solar PV	6.3		Southern Sky Renewable Energy	2018	Wholesale Electricity
Windham Solid Waste Management District	1	VT	Brattleboro	Landfill	Windham Solid Waste Management District	Municipal	30	MSW landfill	Solar PV	5	25	Sky Solar	2018	Wholesale Electricity
Bristol Community Solar	1	VT	Bristol	Landfill	Town of Bristol	Municipal		Landfill	Solar PV	0.5		Acorn Energy	2022	Community Owned / Subscription
Coventry Landfill	1	VT	Coventry	Landfill Buffer	Casella Waste Systems	Private		MSW Landfill Buffer	Solar PV	2.7	12	Coventry PV (subsidiary of Borrego Solar)	2015	Wholesale Electricity
Hartford VT Landfill Solar	1	VT	Hartford	Landfill	Town of Hartford	Municipal		MSW Landfill	Solar PV	1	4	GroSolar (now EDF Renewables)	2016	Wholesale Electricity
Long View Forest Solar	1	VT	Hartland	State Brownfields	Long View Forest, Inc.	Private	28	Sawmill and Lumber Treatment	Solar PV	0.745	3	Encore Renewable Energy	2019	Wholesale Electricity
Hinesburg Landfill Solar	1	VT	Hinesburg	Landfill	City of Hinesburg	Municipal		Landfill	Solar PV	0.15		Acorn Energy	2023	Community Owned / Subscription
Jericho Gravel Pit	1	VT	Jericho	Mine Lands	Town of Jericho	Municipal		Gravel Pit	Solar PV	2.1		Encore Renewable Energy	2021	Wholesale Electricity
Jericho Landfill	1	VT	Jericho	Landfill	Town of Jericho	Municipal		Landfill	Solar PV	2.3		Encore Renewable Energy	2021	Wholesale Electricity
Lyndonville Solar East	1	VT	Lyndonville	Brownfields	VWSD LLC	Private		Tool Manufacturing	Solar PV	0.485	3.5	Lyndonville Solar West, LLC	2018	Wholesale Electricity
Lyndonville Solar West	1	VT	Lyndonville	Brownfields	VWSD LLC	Private		Tool Manufacturing	Solar PV	0.5	3.5	Lyndonville Solar West, LLC	2018	Wholesale Electricity
Morrisville Salvage Yard	1	VT	Morrisville	State Brownfields	Private	Private		Auto Salvage Yard	Solar PV	2.1		Encore Renewable Energy	2021	Community Owned / Subscription
Pownal Tannery Hydro	1	VT	Pownal	Superfund	Unknown	Unknown	33	Tannery Waste Site	Hydro	0.491		Unknown	2017	Unknown
Basketville Site	1	VT	Putney	Brownfields	Unknown	Unknown	6	Manufacturing	Solar PV	0.155		Integrated Solar	2013	Unknown
The Creamery	1	VT	Richmond	Brownfields	Buttermilk LLC	Private	1	Dairy Processing Facility	Solar PV	-	1.37	Unknown	2018	Onsite Use - General
Rutland Landfill (Stafford Hill)	1	VT	Rutland	Landfill	City of Rutland	Municipal	15	MSW Landfill	Solar PV with Battery	2.3	9	Green Mountain Power	2015	Wholesale Electricity

Through the RE-Powering America's Land Initiative, the EPA encourages renewable energy development on potentially contaminated land when aligned with the community's vision for the site. This list tracks completed projects where renewable energy systems have been installed on potentially contaminated lands, landfills, or mine sites. Project capacity data reflect total system capacity, which may be installed in whole or in part on potentially contaminated lands, landfills, or mine sites. For systems with an installed capacity less than 10 kW, the capacity is shown as 0.00. Where information was not found for a given site, it is noted as "Unknown" or with a "-" for numerical values. This information is sorted by state and then by site/project name. The color key for shaded rows is below:

Installations newly added for December 2024
 Multiple installations on a single site (location)
 New projects for December 2024 representing an additional installation on an existing renewable energy on contaminated lands site

This resource is for informational purposes only. The information in this list was gathered from public announcements of renewable energy projects in the form of company press releases, news releases, and, in some cases, conversations with the parties involved. It may not be a comprehensive list of all projects completed on contaminated land. EPA's tracking of renewable energy development on potentially contaminated land is not associated with the IRS-administered IRA energy communities tax credit bonus. Projects on this list include ground-mounted utility-scale systems, rooftop systems, and systems used for onsite power, including to power cleanup activities. To provide information on additional projects, please email a member of the RE-Powering Team: epa.gov/re-powering/questions-contact-team-member.

1. SITE DESCRIPTION									2. RENEWABLE ENERGY INFORMATION				3. PROJECT IMPLEMENTATION	
Site/Project Name	EPA Region	State	City	Type of Site	Site Owner	Site Ownership Type	Property Acreage	Former Use Description	RE Type	Project Capacity (MW)	Project Acreage	Primary RE Developer Name	Completion Date	Project Type
South Burlington Landfill	1	VT	South Burlington	Landfill	City of South Burlington	Municipal		MSW Landfill	Solar PV	2.2	8	Encore Renewable Energy	2017	Wholesale Electricity
Elizabeth Mine Superfund Site	1	VT	Strafford	Superfund	Private (five direct owners)	Private	1,400	Abandoned Copper Mine	Solar PV	7	28	Brightfields and Greenwood Energy	2017	Wholesale Electricity
Townshend Landfill	1	VT	Townshend	Landfill	Town of Townshend	Municipal		MSW Landfill	Solar PV	0.15		Soveren Solar	2014	Community Owned / Subscription
Wallingford Sand and Gravel Solar	1	VT	Wallingford	State Brownfields	Standard Solar	Private	50	Gravel pit and hot-mix asphalt plant	Solar PV	3.2	17	Standard Solar/MHG Solar	2019	Wholesale Electricity
Goodyear Industrial Campus	1	VT	Windsor	Brownfields	Windsor Improvement Corp	Non-profit	7	Goodyear Tire Manufacture	Solar PV	0.5		Norwich Solar Technologies	2019	Onsite Use - General
Coastal Solar Carport	2	NJ	Atlantic City	State Brownfields	Unknown	Unknown		Unknown	Solar PV	0.47		TerraSol, JJ White Construction, and SunPower	2019	Wholesale Electricity
Royal Wine Corporation Solar	2	NJ	Bayonne	State Brownfields	Unknown	Unknown		Winery (current)	Solar PV	1.15		HES Energy Services, LLC	2012	Rooftop
Tino Ace Auto Service Inc (GSHP)	2	NJ	Bayonne City	State Brownfields	Unknown	Unknown		Unknown	Geothermal	-		Unknown	2008	Onsite Use - General
Berkeley Township Landfill	2	NJ	Berkeley	Landfill	Township of Berkeley	Municipal		Landfill	Solar PV	5		CS Energy, LLC	2024	Community Owned / Subscription
Eagle Solar	2	NJ	Berkeley	Landfill	Township of Berkeley	Municipal		Landfill	Solar PV	5		CS Energy, LLC	2024	Community Owned / Subscription
Bernards Township Landfill	2	NJ	Bernards Twp	Landfill	Bernards Twp	Municipal	18	MSW Landfill	Solar PV	3.68		Syncarpha/The Conti Group	2016	Wholesale Electricity
Parklands Solar Farm	2	NJ	Bordentown Township	Landfill	Waste Management	Private	95	MSW Landfill	Solar PV	10.14	40	PSE&G	2014	Wholesale Electricity
Brick Township Landfill	2	NJ	Brick Township	Superfund	Brick Township	Municipal	42	MSW landfill	Solar PV	7	20	Brick Standard	2014	Wholesale Electricity
Clean Harbors	2	NJ	Bridgeport	Landfill	Clean Harbors Development	Private	200	Hazardous waste treatment, storage, and disposal facility	Solar PV	1.5	82	Clean Harbors	2011	Onsite Use - Green Remediation
American Cyanamid Co	2	NJ	Bridgewater	Superfund	Somerset County Improvement Authority and others	Various	575	Chemical and Pharmaceutical Manufacturer	Solar PV	1.6		SunLight General Somerset Solar	2013	Onsite Use - General
Campbell's Soup #1	2	NJ	Camden	Brownfields	Campbell Soup Company	Private	38	Industrial	Solar PV	1.74	4.5	BNB Renewable Energy Holdings	2017	Wholesale Electricity
Campbell's Soup #2	2	NJ	Camden	Brownfields	Campbell Soup Company	Private	38	Industrial	Solar PV	2.66		BNB Renewable Energy Holdings	2017	Wholesale Electricity

Through the RE-Powering America's Land Initiative, the EPA encourages renewable energy development on potentially contaminated land when aligned with the community's vision for the site. This list tracks completed projects where renewable energy systems have been installed on potentially contaminated lands, landfills, or mine sites. Project capacity data reflect total system capacity, which may be installed in whole or in part on potentially contaminated lands, landfills, or mine sites. For systems with an installed capacity less than 10 kW, the capacity is shown as 0.00. Where information was not found for a given site, it is noted as "Unknown" or with a "-" for numerical values. This information is sorted by state and then by site/project name. The color key for shaded rows is below:

Installations newly added for December 2024
 Multiple installations on a single site (location)
 New projects for December 2024 representing an additional installation on an existing renewable energy on contaminated lands site

This resource is for informational purposes only. The information in this list was gathered from public announcements of renewable energy projects in the form of company press releases, news releases, and, in some cases, conversations with the parties involved. It may not be a comprehensive list of all projects completed on contaminated land. EPA's tracking of renewable energy development on potentially contaminated land is not associated with the IRS-administered IRA energy communities tax credit bonus. Projects on this list include ground-mounted utility-scale systems, rooftop systems, and systems used for onsite power, including to power cleanup activities. To provide information on additional projects, please email a member of the RE-Powering Team: epa.gov/re-powering/questions-contact-team-member.

1. SITE DESCRIPTION									2. RENEWABLE ENERGY INFORMATION				3. PROJECT IMPLEMENTATION	
Site/Project Name	EPA Region	State	City	Type of Site	Site Owner	Site Ownership Type	Property Acreage	Former Use Description	RE Type	Project Capacity (MW)	Project Acreage	Primary RE Developer Name	Completion Date	Project Type
Welsbach & General Gas Mantle (Camden Radiation) #1	2	NJ	Camden and Gloucester	Superfund	Holt Family	Private	200	Incandescent gas mantle manufacturing plants	Solar PV	9		SunPower	2011	Rooftop
Welsbach & General Gas Mantle (Camden Radiation) #2	2	NJ	Camden and Gloucester	Superfund	Holt Family	Private	200	Incandescent gas mantle manufacturing plants	Solar PV	1.1		Unknown	2018	Rooftop
Carlstadt Scientific Chemical Processing , Inc.	2	NJ	Carlstadt	Superfund	Carlstadt Borough	Municipal	6	Solvent Refinery/Industrial Waste Processing	Solar PV	1.5		KDC Solar Carlstadt LLC	2020	Unknown
White Rose Foods Solar	2	NJ	Carteret	State Brownfields	Middlesex Avenue Carteret LLC	Private	57	Smelter, lead manufacturing, and metal refining	Solar PV	4.9		Solar Power, Inc.	2012	Rooftop
Cinnaminson Landfill Solar	2	NJ	Cinnaminson	Superfund	Cinnaminson	Municipal	400	MSW Landfill	Solar PV	13	25	PSE&G	2019	Wholesale Electricity
Delanco Landfill Community Solar	2	NJ	Delanco Township	Landfill	Delanco Township	Municipal		Landfill	Solar PV	4.73	25	Soltage LLC	2021	Community Owned / Subscription
Abundant Life Fellowship Inc (GSHP)	2	NJ	Delanco	State Brownfields	Unknown	Unknown		Unknown	Geothermal	-		Unknown	2009	Onsite Use - General
Kinsley 2 Landfill Solar Expansion	2	NJ	Deptford Township	Landfill	Kinsley's Landfill, Inc. (subsidiary of TransTech)	Private	140	MSW Landfill	Solar PV	4.84	11	PSE&G	2020	Wholesale Electricity
Kinsley Landfill	2	NJ	Deptford Township	Landfill	Kinsley's Landfill, Inc. (subsidiary of TransTech)	Private	140	MSW Landfill	Solar PV	11.18	35	PSE&G	2014	Wholesale Electricity
Edgeboro Landfill	2	NJ	East Brunswick	Landfill	Middlesex County	Municipal		MSW Landfill	Solar PV	4.3	27	NERC Solar	2011	Wholesale Electricity
Diamond Chemical Co. Solar	2	NJ	East Rutherford	State Brownfields	Diamond Chemical Company	Private		Chemical Manufacturing (current)	Solar PV	1.47		Solar Nation New Jersey LLC	2013	Onsite Use - General
L&D Landfill	2	NJ	Eastampton, Lumberton, and Mount Holly	Superfund	Waste Management	Private	200	Industrial/MSW landfill	Solar PV	12.93	53	PSE&G	2018	Wholesale Electricity
Fort Monmouth (GSHP)	2	NJ	Eatontown	State Brownfields	Unknown	Unknown		Unknown	Geothermal	-		Unknown	2005	Onsite Use - General
Edison Laboratory Solar	2	NJ	Edison	Other	General Services Administration	Federal		Army Arsenal	Solar PV	5	1.5	Unknown	Unknown	Onsite Use - General

Through the RE-Powering America's Land Initiative, the EPA encourages renewable energy development on potentially contaminated land when aligned with the community's vision for the site. This list tracks completed projects where renewable energy systems have been installed on potentially contaminated lands, landfills, or mine sites. Project capacity data reflect total system capacity, which may be installed in whole or in part on potentially contaminated lands, landfills, or mine sites. For systems with an installed capacity less than 10 kW, the capacity is shown as 0.00. Where information was not found for a given site, it is noted as "Unknown" or with a "-" for numerical values. This information is sorted by state and then by site/project name. The color key for shaded rows is below:

Installations newly added for December 2024
 Multiple installations on a single site (location)
 New projects for December 2024 representing an additional installation on an existing renewable energy on contaminated lands site

This resource is for informational purposes only. The information in this list was gathered from public announcements of renewable energy projects in the form of company press releases, news releases, and, in some cases, conversations with the parties involved. It may not be a comprehensive list of all projects completed on contaminated land. EPA's tracking of renewable energy development on potentially contaminated land is not associated with the IRS-administered IRA energy communities tax credit bonus. Projects on this list include ground-mounted utility-scale systems, rooftop systems, and systems used for onsite power, including to power cleanup activities. To provide information on additional projects, please email a member of the RE-Powering Team: epa.gov/re-powering/questions-contact-team-member.

1. SITE DESCRIPTION									2. RENEWABLE ENERGY INFORMATION				3. PROJECT IMPLEMENTATION	
Site/Project Name	EPA Region	State	City	Type of Site	Site Owner	Site Ownership Type	Property Acreage	Former Use Description	RE Type	Project Capacity (MW)	Project Acreage	Primary RE Developer Name	Completion Date	Project Type
Industrial Land Reclaiming Landfill	2	NJ	Edison	Landfill	Industrial Land Reclaiming Inc.	Private		MSW Landfill	Solar PV	7.75	21	PSE&G	2016	Wholesale Electricity
Macy's Corporate Services Solar	2	NJ	Edison	State Brownfields	Federated Department Stores	Private		Retail Distribution Center (current)	Solar PV	1.06		Ray Angelini, Inc.	2012	Rooftop
Silver Lake Solar Farm	2	NJ	Edison	Brownfields	PSE&G	Private	6	Gas Manufacturing	Solar PV	2.02	5.7	PSE&G	2010	Wholesale Electricity
Kin-Buc Landfill	2	NJ	Edison Twp	Superfund	Chemical Waste Management Inc.	Private	220	Hazardous waste landfill	Solar PV	0.83	100	AC Power	2022	Community Owned / Subscription
FAA William J Hughes Technical Center (GSHP)	2	NJ	Egg Harbor Township	State Brownfields	Unknown	Unknown		Unknown	Geothermal	-		Unknown	2010	Onsite Use - General
Handson Avenue Landfill	2	NJ	Egg Harbor Township	Superfund	Delilah Road Associates	Private	40	Sand/Gravel Pit; MSW and Construction Landfill	Solar PV	10.66	32	KDC Solar RTC, LLC	2016	Wholesale Electricity
Price Landfill	2	NJ	Egg Harbor Township	Superfund	Dewey Place, LLC	Private	26	Sand and gravel excavation; landfill for drummed and bulk liquid wastes	Solar PV	4.2		Dewey Place, LLC	2019	Wholesale Electricity
Jersey Gardens Mall Solar #1	2	NJ	Elizabeth	Landfill	Simon Property Group	Private	110	MSW Landfill	Solar PV	2		SunPower Corp	2012	Rooftop
Jersey Gardens Mall Solar #2	2	NJ	Elizabeth	Landfill	Simon Property Group	Private	110	MSW Landfill	Solar PV	2.8		SunPower Corp	2012	Rooftop
Northport Industrial Center Solar	2	NJ	Elizabeth	State Brownfields	Industrial Developments International, Inc.	Private		Industrial Distribution Center (current)	Solar PV	1.25	3.9	Catamount	2012	Rooftop
Jones Farm Barracks (GSHP)	2	NJ	Ewing Township	State Brownfields	Unknown	Unknown		Unknown	Geothermal	-		Unknown	2003	Onsite Use - General
Florence Landfill, LLC	2	NJ	Florence	Landfill	A&S Transportation Co.	Private		Landfill	Solar PV	7.3152		Pro-Tech Energy Solutions, LLC	2023	Wholesale Electricity
Galloway Landfill Solar	2	NJ	Galloway	Landfill	The Township of Galloway	Private	70	Landfill	Solar PV	3.33	11	Tech Advisory Group, Inc.	2020	Community Owned / Subscription
Auto Magic (GSHP)	2	NJ	Glassboro Boro	State Brownfields	Unknown	Unknown		Unknown	Geothermal	-		Unknown	2003	Onsite Use - General
Gloucester Environmental Management Services Solar Park	2	NJ	Gloucester Township	Superfund	Gloucester Township	Municipal	60	Landfill	Solar PV	4.5	25	Syncarpha Capital and Blue Sky Power	2022	Wholesale Electricity
Owens Corning Landfill	2	NJ	Gloucester Township	Landfill	Owens Corning	Private		Landfill	Solar PV	3	14.4	PV Navigator	2017	Wholesale Electricity

Through the RE-Powering America's Land Initiative, the EPA encourages renewable energy development on potentially contaminated land when aligned with the community's vision for the site. This list tracks completed projects where renewable energy systems have been installed on potentially contaminated lands, landfills, or mine sites. Project capacity data reflect total system capacity, which may be installed in whole or in part on potentially contaminated lands, landfills, or mine sites. For systems with an installed capacity less than 10 kW, the capacity is shown as 0.00. Where information was not found for a given site, it is noted as "Unknown" or with a "-" for numerical values. This information is sorted by state and then by site/project name. The color key for shaded rows is below:

Installations newly added for December 2024
 Multiple installations on a single site (location)
 New projects for December 2024 representing an additional installation on an existing renewable energy on contaminated lands site

This resource is for informational purposes only. The information in this list was gathered from public announcements of renewable energy projects in the form of company press releases, news releases, and, in some cases, conversations with the parties involved. It may not be a comprehensive list of all projects completed on contaminated land. EPA's tracking of renewable energy development on potentially contaminated land is not associated with the IRS-administered IRA energy communities tax credit bonus. Projects on this list include ground-mounted utility-scale systems, rooftop systems, and systems used for onsite power, including to power cleanup activities. To provide information on additional projects, please email a member of the RE-Powering Team: epa.gov/re-powering/questions-contact-team-member.

1. SITE DESCRIPTION									2. RENEWABLE ENERGY INFORMATION				3. PROJECT IMPLEMENTATION	
Site/Project Name	EPA Region	State	City	Type of Site	Site Owner	Site Ownership Type	Property Acreage	Former Use Description	RE Type	Project Capacity (MW)	Project Acreage	Primary RE Developer Name	Completion Date	Project Type
Hackensack Solar Farm	2	NJ	Hackensack	Brownfields	PSE&G	Private	40	Former Manufactured Gas Plant/Storage	Solar PV	1.06	6	PSE&G	2012	Wholesale Electricity
Testwell Craig Laboratories Inc (GSHP)	2	NJ	Hamilton Township	State Brownfields	Unknown	Unknown		Unknown	Geothermal	-		Unknown	2008	Onsite Use - General
Highland Park Solar	2	NJ	Highland Park	Landfill	Highland Park Twp	Municipal	10	Landfill	Solar PV	0.64	2	PG&E	2019	Wholesale Electricity
1414 1418 Grand Street (GSHP)	2	NJ	Hoboken	State Brownfields	Unknown	Unknown		Unknown	Geothermal	-		Unknown	2013	Onsite Use - General
North Hudson Sewerage Authority Solar	2	NJ	Hoboken	State Brownfields	Tri City Sewerage Authority	Municipal		Wastewater Treatment (current)	Solar PV	0.17		Lighton Industries	2011	Rooftop
Robert Menendez Elementary School Solar	2	NJ	Hoboken	State Brownfields	West New York School District / Bd of Education	Municipal		School Public K-12 (current)	Solar PV	0.073		G&S Investors	2013	Rooftop
900 Monroe Street (GSHP)	2	NJ	Hoboken City	State Brownfields	Unknown	Unknown		Unknown	Geothermal	-		Unknown	2004	Onsite Use - General
Hopatcong Landfill Solar	2	NJ	Hopatcong	Landfill	Borough of Hopatcong	Municipal		MSW Landfill	Solar PV	1.538	23	Citrine Power LLC and AC Power LLC	2020	Wholesale Electricity
Building 780 Rounds Road AFFF Spill (GSHP)	2	NJ	Jackson Township	State Brownfields	Unknown	Unknown		Unknown	Geothermal	-		Unknown	2014	Onsite Use - General
Jackson Township Landfill	2	NJ	Jackson Township	Superfund	Jackson Township	Municipal	135	MSW Landfill	Solar PV	3.9816	20	HESP Solar	2022	Wholesale Electricity
Ocean County Landfill	2	NJ	Jackson Township	Landfill	Ocean County	Municipal		Landfill	Solar PV	4.98108		Distributed Solar Operations LLC	2023	Wholesale Electricity
Picatinny Burning Grounds Solar	2	NJ	Jefferson and Rockaway Townships	Superfund	U.S. Army	Federal	6,400	Burning Waste of Combusted Munitions	Solar PV	0.8		Unknown	2016	Onsite Use - General
Goya Foods Inc.	2	NJ	Jersey City	State Brownfields	Unknown	Unknown	40	Corporate Headquarters	Solar PV	3.45		Vanguard Energy Partners	2015	Rooftop
Hudson Cnty USS Juneau Memorial Center (GSHP)	2	NJ	Kearny	State Brownfields	Unknown	Unknown		Unknown	Geothermal	-		Unknown	2012	Onsite Use - General
Kearny Landfill	2	NJ	Kearny	Landfill	New Jersey Meadowlands Commission	Municipal	35	MSW Landfill	Solar PV	3	13	PSE&G	2011	Wholesale Electricity

Through the RE-Powering America's Land Initiative, the EPA encourages renewable energy development on potentially contaminated land when aligned with the community's vision for the site. This list tracks completed projects where renewable energy systems have been installed on potentially contaminated lands, landfills, or mine sites. Project capacity data reflect total system capacity, which may be installed in whole or in part on potentially contaminated lands, landfills, or mine sites. For systems with an installed capacity less than 10 kW, the capacity is shown as 0.00. Where information was not found for a given site, it is noted as "Unknown" or with a "-" for numerical values. This information is sorted by state and then by site/project name. The color key for shaded rows is below:

Installations newly added for December 2024
 Multiple installations on a single site (location)
 New projects for December 2024 representing an additional installation on an existing renewable energy on contaminated lands site

This resource is for informational purposes only. The information in this list was gathered from public announcements of renewable energy projects in the form of company press releases, news releases, and, in some cases, conversations with the parties involved. It may not be a comprehensive list of all projects completed on contaminated land. EPA's tracking of renewable energy development on potentially contaminated land is not associated with the IRS-administered IRA energy communities tax credit bonus. Projects on this list include ground-mounted utility-scale systems, rooftop systems, and systems used for onsite power, including to power cleanup activities. To provide information on additional projects, please email a member of the RE-Powering Team: epa.gov/re-powering/questions-contact-team-member.

1. SITE DESCRIPTION									2. RENEWABLE ENERGY INFORMATION				3. PROJECT IMPLEMENTATION	
Site/Project Name	EPA Region	State	City	Type of Site	Site Owner	Site Ownership Type	Property Acreage	Former Use Description	RE Type	Project Capacity (MW)	Project Acreage	Primary RE Developer Name	Completion Date	Project Type
Wakefern Food Corporation Solar	2	NJ	Keasbey	State Brownfields	Wakefern Food Corporation	Private		Food Distribution Center (current)	Solar PV	2.38		Advanced Solar Products	2012	Rooftop
Linden Hawk Rise Solar Project	2	NJ	Linden	Landfill	Town of Linden	Municipal	55	Landfill	Solar PV	4.5	20	Navisun LLC	2022	Community Owned / Subscription
Linden Solar Farm	2	NJ	Linden	Brownfields	PSE&G	Private		Synthetic Natural Gas Facility	Solar PV	3.2	10	PSE&G	2010	Wholesale Electricity
Livingston Assisted Living Facility (GSHP)	2	NJ	Livingston	State Brownfields	Unknown	Unknown		Unknown	Geothermal	-		Unknown	2013	Onsite Use - General
Town of Livingston Municipal Complex Solar	2	NJ	Livingston	State Brownfields	Town of Livingston	Municipal		Government Facility	Solar PV	0.051		EMSA Solar	2013	Rooftop
Amerigo A. Anastasia Elementary School Solar	2	NJ	Long Branch	State Brownfields	Long Branch Public Schools	Municipal		School Public K-12 (current)	Solar PV	0.103		Ray Angelini, Inc.	2012	Rooftop
Drew University (GSHP)	2	NJ	Madison	State Brownfields	Unknown	Unknown		University	Geothermal	-		Unknown	2007	Onsite Use - General
McGuire Air Force Base #1	2	NJ	McGuire	Superfund	U.S. Department of Defense	Federal	3,500	Air Force Base	Solar PV	12.3		Trinity Solar	2013	Rooftop
ITT Marlow (GSHP)	2	NJ	Midland Park	State Brownfields	Unknown	Unknown		Unknown	Geothermal	-		Unknown	2013	Onsite Use - General
Fiberville Estates, LLC.	2	NJ	Milford	State Brownfields	Fiberville Estates, LLC.	Private		Industrial	Solar PV	9		Unknown	2020	Unknown
Monroe Solar Farm, LLC-Landfill	2	NJ	Monroe Township	Landfill	Monroe Solar Farms LLC	Private		Clay Mine and Coal Ash Landfill	Solar PV	2.677		CS Energy, LLC	2021	Wholesale Electricity
NJR Clean Energy Ventures III Corp-Monroe Solar Farm, LLC - Historic Fill	2	NJ	Monroe Township	Landfill	Monroe Township	Municipal		Historic Fill	Solar PV	12.021		CS Energy, LLC	2021	Wholesale Electricity
Mount Arlington Landfill	2	NJ	Mount Arlington	Landfill	Town of Mount Arlington	Municipal	36	Landfill	Solar PV	2.25735	6	Greenbacker Renewable Energy Company LLC	2022	Wholesale Electricity
Combe Fill North Landfill	2	NJ	Mount Olive	Superfund	Unknown	Unknown	65	Landfill	Solar PV	25.6		CEP Renewables	2023	Wholesale Electricity
Mullica Hill Cold Storage Solar	2	NJ	Mullica Hill	State Brownfields	The Mullica Hill Group	Private		Frozen food storage and distribution (current)	Solar PV	2.67		Gehrlicher Solar America	2016	Onsite Use - General

Through the RE-Powering America's Land Initiative, the EPA encourages renewable energy development on potentially contaminated land when aligned with the community's vision for the site. This list tracks completed projects where renewable energy systems have been installed on potentially contaminated lands, landfills, or mine sites. Project capacity data reflect total system capacity, which may be installed in whole or in part on potentially contaminated lands, landfills, or mine sites. For systems with an installed capacity less than 10 kW, the capacity is shown as 0.00. Where information was not found for a given site, it is noted as "Unknown" or with a "-" for numerical values. This information is sorted by state and then by site/project name. The color key for shaded rows is below:

Installations newly added for December 2024
 Multiple installations on a single site (location)
 New projects for December 2024 representing an additional installation on an existing renewable energy on contaminated lands site

This resource is for informational purposes only. The information in this list was gathered from public announcements of renewable energy projects in the form of company press releases, news releases, and, in some cases, conversations with the parties involved. It may not be a comprehensive list of all projects completed on contaminated land. EPA's tracking of renewable energy development on potentially contaminated land is not associated with the IRS-administered IRA energy communities tax credit bonus. Projects on this list include ground-mounted utility-scale systems, rooftop systems, and systems used for onsite power, including to power cleanup activities. To provide information on additional projects, please email a member of the RE-Powering Team: epa.gov/re-powering/questions-contact-team-member.

1. SITE DESCRIPTION									2. RENEWABLE ENERGY INFORMATION				3. PROJECT IMPLEMENTATION	
Site/Project Name	EPA Region	State	City	Type of Site	Site Owner	Site Ownership Type	Property Acreage	Former Use Description	RE Type	Project Capacity (MW)	Project Acreage	Primary RE Developer Name	Completion Date	Project Type
Neptune Twp BOE New Community School (GSHP)	2	NJ	Neptune	State Brownfields	Unknown	Unknown		School	Geothermal	-		Unknown	2004	Onsite Use - General
AC Redshaw Elementary School Solar	2	NJ	New Brunswick	State Brownfields	New Brunswick Public Schools	Municipal		School Public K-12 (current)	Solar PV	0.21		Johnson Controls Edison Service Office	2016	Rooftop
US Air Force Base McGuire @ Joint Base MDL (GSHP)	2	NJ	New Hanover	State Brownfields	Unknown	Unknown		Air Force Base	Geothermal	-		Unknown	2010	Onsite Use - General
Elliott Street School (GSHP)	2	NJ	Newark	State Brownfields	Unknown	Unknown		School	Geothermal	-		Unknown	2008	Onsite Use - General
Park Elementary School Solar	2	NJ	Newark	State Brownfields	Newark Public Schools	Municipal	5	School Public K-12 (current)	Solar PV	0.51	1.6	PSE&G	2010	Rooftop
Science Park High School (GSHP)	2	NJ	Newark	State Brownfields	Newark Public Schools	Municipal		School Public K-12 (current)	Geothermal	-		Unknown	2003	Onsite Use - General
Science Park High School Solar	2	NJ	Newark	State Brownfields	Newark Public Schools	Municipal		School Public K-12 (current)	Solar PV	0.032		RCC Electrical	2013	Rooftop
Lincoln Elementary School Solar	2	NJ	North Bergen	State Brownfields	North Bergen School District	Municipal		School Public K-12 (current)	Solar PV	0.13		Barrier Electric	2011	Rooftop
North Bergen Pool Complex Solar	2	NJ	North Bergen	State Brownfields	Town of North Bergen	Municipal		Industrial Use	Solar PV	0.048		G&S Investors	2013	Onsite Use - General
Parkers Creek Development (GSHP)	2	NJ	Oceanport	State Brownfields	Unknown	Unknown		Unknown	Geothermal	-		Unknown	2005	Onsite Use - General
Clay Pits-Old Bridge	2	NJ	Old Bridge Township	State Brownfields	FWCC, LLC	Private		Former clay mining and brick manufacturing site	Solar PV	11	28.6	CEP Old Bridge, LLC	2018	Wholesale Electricity
Global Landfill	2	NJ	Old Bridge Township	Superfund	Old Bridge Township	Municipal	130	Landfill	Solar PV	2.8	16	AC Power	2023	Community Owned / Subscription
Dr Hani Awadallah School (GSHP)	2	NJ	Paterson	State Brownfields	Unknown	Unknown		School	Geothermal	-		Unknown	2004	Onsite Use - General
Paulsboro Terminal Landfill	2	NJ	Paulsboro	Brownfields	BP	Private	17	Former refined petroleum and specialty chemical bulk storage and distribution facility	Solar PV	0.276	5	BP Solar	2002	Onsite Use - Green Remediation
Fort Dix Landfill Solar	2	NJ	Pemberton Township	Superfund	U.S. Department of Defense (joint base operations)	Federal	42,000	Landfill	Solar PV	16.5	98	Affiliates of Starwood Energy Group and Energy Management, Inc.	2017	Wholesale Electricity
Pennsauken Brownfield Solar	2	NJ	Pennsauken	Brownfields	Vineland Construction	Private	32	Manufacturing	Solar PV	15.2	32	PSE&G	2019	Wholesale Electricity

Through the RE-Powering America's Land Initiative, the EPA encourages renewable energy development on potentially contaminated land when aligned with the community's vision for the site. This list tracks completed projects where renewable energy systems have been installed on potentially contaminated lands, landfills, or mine sites. Project capacity data reflect total system capacity, which may be installed in whole or in part on potentially contaminated lands, landfills, or mine sites. For systems with an installed capacity less than 10 kW, the capacity is shown as 0.00. Where information was not found for a given site, it is noted as "Unknown" or with a "-" for numerical values. This information is sorted by state and then by site/project name. The color key for shaded rows is below:

Installations newly added for December 2024
 Multiple installations on a single site (location)
 New projects for December 2024 representing an additional installation on an existing renewable energy on contaminated lands site

This resource is for informational purposes only. The information in this list was gathered from public announcements of renewable energy projects in the form of company press releases, news releases, and, in some cases, conversations with the parties involved. It may not be a comprehensive list of all projects completed on contaminated land. EPA's tracking of renewable energy development on potentially contaminated land is not associated with the IRS-administered IRA energy communities tax credit bonus. Projects on this list include ground-mounted utility-scale systems, rooftop systems, and systems used for onsite power, including to power cleanup activities. To provide information on additional projects, please email a member of the RE-Powering Team: epa.gov/re-powering/questions-contact-team-member.

1. SITE DESCRIPTION									2. RENEWABLE ENERGY INFORMATION			3. PROJECT IMPLEMENTATION		
Site/Project Name	EPA Region	State	City	Type of Site	Site Owner	Site Ownership Type	Property Acreage	Former Use Description	RE Type	Project Capacity (MW)	Project Acreage	Primary RE Developer Name	Completion Date	Project Type
Pennsauken Landfill Renewable Energy Park-Solar	2	NJ	Pennsauken	Landfill	Pollution Control Financing Authority of Camden County	Municipal	39	MSW, commercial, and non-hazardous industrial landfill	Solar PV	2.6	10	PPL Renewable Energy	2008	Onsite Use - General
Pennsauken Landfill Solar II	2	NJ	Pennsauken	Landfill	Pollution Control Financing Authority of Camden County	Other	39	MSW, commercial, and non-hazardous industrial landfill	Solar PV	0.23256		Energy Power Partners, LLC	2021	Wholesale Electricity
Matrix Industrial Site Solar	2	NJ	Perth Amboy	State Brownfields	Chevron	Private	10	Asphalt Refinery	Solar PV	2.67	4.5	Enxco Development Corporation	2011	Community Owned / Subscription
Middlesex Cnty Voc & Tech High School (GSHP)	2	NJ	Perth Amboy	State Brownfields	Unknown	Unknown		School	Geothermal	-		Unknown	2008	Onsite Use - General
Injectron Corporation Solar	2	NJ	Plainfield	State Brownfields	Injectron Corporation	Private		Commercial	Solar PV	1.3		G&S Investors	2012	Rooftop
Princeton Plasma Physics Lab (GSHP)	2	NJ	Plainsboro	State Brownfields	Unknown	Unknown		University	Geothermal	-		Unknown	2021	Onsite Use - General
Bed Bath and Beyond Solar (Port Reading NJ)	2	NJ	Port Reading	State Brownfields	Bed Bath and Beyond Inc.	Private	29	Retail fulfillment center (current)	Solar PV	2.1		SunPower Corp	2011	Rooftop
Princeton Landfill Solar	2	NJ	Princeton	Landfill	Town of Princeton	Municipal		Landfill	Solar PV	2.7	8	GeoPeak	2017	Wholesale Electricity
County College of Morris (GSHP)	2	NJ	Randolph	State Brownfields	Unknown	Unknown		School	Geothermal	-		Unknown	2011	Onsite Use - General
Hudson County Schools of Technology (GSHP)	2	NJ	Secaucus	State Brownfields	Unknown	Unknown		School	Geothermal	-		Unknown	2017	Onsite Use - General
South Brunswick Landfill Solar	2	NJ	South Brunswick	Superfund	Republic Services	Private	68	MSW Landfill	Solar PV	13		NJR Clean Energy Ventures	2018	Wholesale Electricity
BEMS Community Solar Landfill Project	2	NJ	Southampton	Landfill	CEP Renewables	Private		Landfill	Solar PV	10		CEP Renewables	2023	Community Owned / Subscription
Laddi Corp (GSHP)	2	NJ	Southampton	State Brownfields	Unknown	Unknown		Unknown	Geothermal	-		Unknown	2012	Onsite Use - General
Stafford Park Solar Farm	2	NJ	Stafford Twp	Landfill	Walters Group	Private	370	Landfill	Solar PV	6	30	Walters Group	2011	Onsite Use - General
Schering Corporation Solar	2	NJ	Summit	RCRA	Schering Corporation	Private	60	Pharmaceutical Manufacturing (current)	Solar PV	1.65		PPL Energy Services Holdings, LLC	2009	Rooftop

Through the RE-Powering America's Land Initiative, the EPA encourages renewable energy development on potentially contaminated land when aligned with the community's vision for the site. This list tracks completed projects where renewable energy systems have been installed on potentially contaminated lands, landfills, or mine sites. Project capacity data reflect total system capacity, which may be installed in whole or in part on potentially contaminated lands, landfills, or mine sites. For systems with an installed capacity less than 10 kW, the capacity is shown as 0.00. Where information was not found for a given site, it is noted as "Unknown" or with a "-" for numerical values. This information is sorted by state and then by site/project name. The color key for shaded rows is below:

Installations newly added for December 2024
 Multiple installations on a single site (location)
 New projects for December 2024 representing an additional installation on an existing renewable energy on contaminated lands site

This resource is for informational purposes only. The information in this list was gathered from public announcements of renewable energy projects in the form of company press releases, news releases, and, in some cases, conversations with the parties involved. It may not be a comprehensive list of all projects completed on contaminated land. EPA's tracking of renewable energy development on potentially contaminated land is not associated with the IRS-administered IRA energy communities tax credit bonus. Projects on this list include ground-mounted utility-scale systems, rooftop systems, and systems used for onsite power, including to power cleanup activities. To provide information on additional projects, please email a member of the RE-Powering Team: epa.gov/re-powering/questions-contact-team-member.

1. SITE DESCRIPTION									2. RENEWABLE ENERGY INFORMATION			3. PROJECT IMPLEMENTATION		
Site/Project Name	EPA Region	State	City	Type of Site	Site Owner	Site Ownership Type	Property Acreage	Former Use Description	RE Type	Project Capacity (MW)	Project Acreage	Primary RE Developer Name	Completion Date	Project Type
Tinton Falls Solar	2	NJ	Tinton Falls	Mine Lands	Tinton Falls Solar Farm, LLC / Zongyi Solar America Co.	Private	97	Sand and Gravel Mining	Solar PV	20	97	Zongyi Solar America	2013	Wholesale Electricity
Former Myer Center (GSHP)	2	NJ	Tinton Falls	State Brownfields	Unknown	Unknown		Unknown	Geothermal	-		Unknown	2001	Onsite Use - General
Naval Weapons Station Earle (NWS Earle)	2	NJ	Tinton Falls	Superfund	United States Navy	Federal	10,954	Naval Weapons Station	Solar PV	28.5	170	CS Energy, LLC	2020	Wholesale Electricity
Ciba-Geigy Corp Community Solar	2	NJ	Toms River	Superfund	BASF Corporation	Private	1,200	Dye Making	Solar PV	5	118	PVOne in partnership with EDF Renewables	2023	Community Owned / Subscription
Toms River Solar Farm	2	NJ	Toms River	Superfund	BASF Corporation	Private	1,200	Dye Making	Solar PV	28.9	118	PVOne in partnership with EDF Renewables	2021	Wholesale Electricity
Hughesville Paper Mill Solar Phase 2	2	NJ	Township of Holland	State Brownfields	Unknown	Unknown	73	Papermill	Solar PV	8	21	CEP Renewables	2023	Wholesale Electricity
Trenton Solar Farm	2	NJ	Trenton	Brownfields	PSE&G	Private		Gas Manufacturing	Solar PV	1.3	5.5	PSE&G	2010	Wholesale Electricity
Kean University (GSHP)	2	NJ	Union	State Brownfields	Unknown	Unknown		University	Geothermal	-		Unknown	2004	Onsite Use - General
Albio Sires Elementary School Solar	2	NJ	West New York	State Brownfields	West New York School District	Municipal		School Public K-12 (current)	Solar PV	0.05		G&S Investors	2013	Rooftop
Public School #2 Solar	2	NJ	West New York	State Brownfields	West New York School District / Bd of Education	Municipal		School Public K-12 (current)	Solar PV	0.17		G&S Investors	2013	Rooftop
Lake Campus Project at Princeton University (GSHP)	2	NJ	West Windsor	State Brownfields	Unknown	Unknown		University	Geothermal	-		Unknown	2022	Onsite Use - General
FedEx Ground Distribution Hub	2	NJ	Woodbridge	Brownfields	FedEx	Private	200	Former Chemical Facility	Solar PV	2.42	3.3	BP Solar	2009	Rooftop
Kessler Industries Solar	2	NJ	Woodbridge	State Brownfields	Kessler Industries	Private	21	Copper and Steel Pipe Manufacturing	Solar PV	0.64		SPG Solar	2012	Rooftop
Woodbury High School & Annex (GSHP)	2	NJ	Woodbury	State Brownfields	Unknown	Unknown		Highschool	Geothermal	-		Unknown	2006	Onsite Use - General
Ventron/Velsicol (Duke Realty)	2	NJ	Wood-Ridge/ Carlstadt Township	Superfund	Various	Private	38	Mercury Processing	Solar PV	2.3		Solar Landscape	2021	Community Owned / Subscription

Through the RE-Powering America's Land Initiative, the EPA encourages renewable energy development on potentially contaminated land when aligned with the community's vision for the site. This list tracks completed projects where renewable energy systems have been installed on potentially contaminated lands, landfills, or mine sites. Project capacity data reflect total system capacity, which may be installed in whole or in part on potentially contaminated lands, landfills, or mine sites. For systems with an installed capacity less than 10 kW, the capacity is shown as 0.00. Where information was not found for a given site, it is noted as "Unknown" or with a "-" for numerical values. This information is sorted by state and then by site/project name. The color key for shaded rows is below:

Installations newly added for December 2024
 Multiple installations on a single site (location)
 New projects for December 2024 representing an additional installation on an existing renewable energy on contaminated lands site

This resource is for informational purposes only. The information in this list was gathered from public announcements of renewable energy projects in the form of company press releases, news releases, and, in some cases, conversations with the parties involved. It may not be a comprehensive list of all projects completed on contaminated land. EPA's tracking of renewable energy development on potentially contaminated land is not associated with the IRS-administered IRA energy communities tax credit bonus. Projects on this list include ground-mounted utility-scale systems, rooftop systems, and systems used for onsite power, including to power cleanup activities. To provide information on additional projects, please email a member of the RE-Powering Team: epa.gov/re-powering/questions-contact-team-member.

1. SITE DESCRIPTION									2. RENEWABLE ENERGY INFORMATION				3. PROJECT IMPLEMENTATION	
Site/Project Name	EPA Region	State	City	Type of Site	Site Owner	Site Ownership Type	Property Acreage	Former Use Description	RE Type	Project Capacity (MW)	Project Acreage	Primary RE Developer Name	Completion Date	Project Type
Ventron/Velsicol (Reddy Raw)	2	NJ	Wood-Ridge/Carlstadt Township	Superfund	Various	Private	38	Mercury Processing	Solar PV	0.48		Solar Landscape	2011	Community Owned / Subscription
Dennings Point Landfill Solar	2	NY	Beacon	Landfill	City of Beacon	Municipal	17	MSW Landfill	Solar PV	2	11	BQ Energy	2018	Wholesale Electricity
Sympaug Solar Project	2	NY	Bethel	Landfill	Town of Bethel	Municipal	4	Landfill	Solar PV	0.9477		Ameresco	2018	Wholesale Electricity
Holtsville Ecology Solar Site	2	NY	Brookhaven	Landfill	Town of Brookhaven	Municipal	75	Landfill	Solar PV	1.7		Agilitas Energy, LLC	2018	Wholesale Electricity
Papermill Road Landfill Solar	2	NY	Brookhaven	Landfill	Town of Brookhaven	Municipal		Landfill	Solar PV	1.2		Agilitas Energy, LLC	2018	Wholesale Electricity
Honeywell Water Treatment Plant	2	NY	Camillus	Other	Honeywell Corporation	Private		Treatment Plant	Solar PV	1.5		O'Connell Electric	2016	Onsite Use - Green Remediation
City of Canandaigua - Phase I	2	NY	Canandaigua	Landfill	City of Canandaigua	Municipal		Unused Gravel Dump	Solar PV	2.49		New Energy Equity	2016	Wholesale Electricity
Madison County Landfill (Canastota)	2	NY	Canastota	Landfill	Madison County	Municipal		MSW Landfill	Solar PV	0.05		Solar Liberty	2014	Onsite Use - General
West Nyack Landfill	2	NY	Clarkstown	Landfill	Town of Clarkstown	Municipal		MSW landfill	Solar PV	2.364	13	OnForce Solar	2014	Wholesale Electricity
Clifton Park Landfill	2	NY	Clifton Park	Landfill	Town of Clifton Park	Municipal	25	MSW Landfill	Solar PV	1	9	Onyx Renewable Partners	2017	Wholesale Electricity
Broadway Landfill Solar	2	NY	Depew	Landfill	Village of Depew	Municipal	64	Landfill	Solar PV	5		New Energy Equity	2024	Community Owned / Subscription
DeWitt Landfill Solar	2	NY	DeWitt	Landfill	City of DeWitt	Municipal	50	Landfill	Solar PV	2.66	11	RER Energy	2020	Wholesale Electricity
Accabonac Solar Farm	2	NY	East Hampton	Landfill	Town of East Hampton	Municipal	21	MSW Landfill	Solar PV	1.1		AES Distributed Energy	2019	Wholesale Electricity
West Park Landfill (Floyd Ackert Rd.)	2	NY	Esopus	Landfill	Town of Esopus	Municipal		MSW Landfill	Solar PV	0.6		BQ Energy	2017	Wholesale Electricity
West Shore Drive Landfill Solar	2	NY	Esopus	Landfill	Town of Esopus	Municipal		Landfill	Solar PV	2		BQ Energy	2024	Community Owned / Subscription
Fort Edward Landfill	2	NY	Fort Edward	Landfill	Town of Fort Edward	Municipal		Landfill	Solar PV	6.9		AC Power	2024	Community Owned / Subscription
Frankfort Community Solar	2	NY	Frankfort	State Brownfields	Human Technologies	Private		Industrial	Solar PV	4.8		Catalyze	2024	Community Owned / Subscription
Former Ferdula Landfill	2	NY	Frankfort	Landfill	Unknown	Unknown	2	MSW Landfill	Wind	-		Unknown	1998	Onsite Use - Green Remediation

Through the RE-Powering America's Land Initiative, the EPA encourages renewable energy development on potentially contaminated land when aligned with the community's vision for the site. This list tracks completed projects where renewable energy systems have been installed on potentially contaminated lands, landfills, or mine sites. Project capacity data reflect total system capacity, which may be installed in whole or in part on potentially contaminated lands, landfills, or mine sites. For systems with an installed capacity less than 10 kW, the capacity is shown as 0.00. Where information was not found for a given site, it is noted as "Unknown" or with a "-" for numerical values. This information is sorted by state and then by site/project name. The color key for shaded rows is below:

Installations newly added for December 2024
 Multiple installations on a single site (location)
 New projects for December 2024 representing an additional installation on an existing renewable energy on contaminated lands site

This resource is for informational purposes only. The information in this list was gathered from public announcements of renewable energy projects in the form of company press releases, news releases, and, in some cases, conversations with the parties involved. It may not be a comprehensive list of all projects completed on contaminated land. EPA's tracking of renewable energy development on potentially contaminated land is not associated with the IRS-administered IRA energy communities tax credit bonus. Projects on this list include ground-mounted utility-scale systems, rooftop systems, and systems used for onsite power, including to power cleanup activities. To provide information on additional projects, please email a member of the RE-Powering Team: epa.gov/re-powering/questions-contact-team-member.

1. SITE DESCRIPTION									2. RENEWABLE ENERGY INFORMATION				3. PROJECT IMPLEMENTATION	
Site/Project Name	EPA Region	State	City	Type of Site	Site Owner	Site Ownership Type	Property Acreage	Former Use Description	RE Type	Project Capacity (MW)	Project Acreage	Primary RE Developer Name	Completion Date	Project Type
Glenville Landfill Solar Project	2	NY	Glenville	Landfill	Unknown	Unknown		Landfill	Solar PV with Battery	7.5		DSD Renewables	2022	Community Owned / Subscription
Gloversville Landfill	2	NY	Gloversville	Landfill	City of Gloversville	Municipal		Landfill	Solar PV	4.98	25	Ameresco	2021	Community Owned / Subscription
Guilderland Landfill	2	NY	Guilderland	Landfill	Town of Guilderland	Municipal		Landfill, Burn Pit and Army Depot	Solar PV	2.8		Cipriani Energy Group	2024	Community Owned / Subscription
Bethlehem Steel Winds I	2	NY	Hamburg / Lackawanna	RCRA	Tecumseh Redevelopment Inc	Private	1,600	Steel Mill	Wind	20	30	BQ Energy and First Wind	2007	Wholesale Electricity
Bethlehem Steel Winds II	2	NY	Hamburg / Lackawanna	RCRA	Tecumseh Redevelopment Inc	Private	1,600	Steel Mill	Wind	15	30	BQ Energy and First Wind	2012	Wholesale Electricity
Blydenburgh Landfill Solar I	2	NY	Hauppauge	Superfund	Town of Islip	Municipal	55	MSW Landfill	Solar PV	0.05		Town of Islip	2010	Wholesale Electricity
Blydenburgh Landfill Solar II	2	NY	Hauppauge	Superfund	Town of Islip	Municipal	55	MSW Landfill	Solar PV	2.25		Agilitas Energy, LLC	2018	Wholesale Electricity
Payne Beach Road landfill	2	NY	Hilton	Landfill	Monroe County	Municipal		Landfill	Solar PV	2.6	8	Solar Liberty	2018	Wholesale Electricity
Lincoln Ave. Landfill Solar	2	NY	Holbrook	Landfill	Town of Islip	Municipal	39	MSW Landfill	Solar PV	3.024		Agilitas Energy, LLC	2018	Wholesale Electricity
6140 Route 209 Solar Site	2	NY	Kerhonkson	Mine Lands	Town of Rochester	Municipal		Former Sand Mine	Solar PV	5.6	33	Nexamp	2019	Community Owned / Subscription
Bethlehem Steel Sun	2	NY	Lackawanna	RCRA	Tecumseh Redevelopment Inc	Private	1,200	Steel Mill	Solar PV	4	25	BQ Energy	2014	Wholesale Electricity
Bethlehem Steel Sun Site 2	2	NY	Lackawanna	RCRA	Tecumseh Redevelopment Inc	Private	1,600	Steel Mill	Solar PV	9		BQ Energy	Unknown	Wholesale Electricity
Lancaster 1 Solar	2	NY	Lancaster	Landfill	Lancaster	Municipal		Landfill	Solar PV	6.06	41	AC Power	2023	Community Owned / Subscription
Lancaster 2 Solar	2	NY	Lancaster	Landfill	Lancaster	Municipal		Landfill	Solar PV	6.63	41	AC Power	2023	Wholesale Electricity
Madison County Agriculture and Renewable Energy Park	2	NY	Lincoln	Landfill	Madison County	Municipal	600	MSW Landfill	Solar PV	0.05	1	Carlisle Energy Services, Inc.	2011	Onsite Use - General
Manlius Landfill Solar	2	NY	Manlius	Landfill	Town of Manlius	Municipal		Landfill	Solar PV	5.728		SolarBank	2024	Community Owned / Subscription
Fork in the Road	2	NY	Milan	Landfill	Town of Milan	Municipal	80	Landfill	Solar PV	2.055	6.4	BQ Energy	2024	Community Owned / Subscription

Through the RE-Powering America's Land Initiative, the EPA encourages renewable energy development on potentially contaminated land when aligned with the community's vision for the site. This list tracks completed projects where renewable energy systems have been installed on potentially contaminated lands, landfills, or mine sites. Project capacity data reflect total system capacity, which may be installed in whole or in part on potentially contaminated lands, landfills, or mine sites. For systems with an installed capacity less than 10 kW, the capacity is shown as 0.00. Where information was not found for a given site, it is noted as "Unknown" or with a "-" for numerical values. This information is sorted by state and then by site/project name. The color key for shaded rows is below:

Installations newly added for December 2024
 Multiple installations on a single site (location)
 New projects for December 2024 representing an additional installation on an existing renewable energy on contaminated lands site

This resource is for informational purposes only. The information in this list was gathered from public announcements of renewable energy projects in the form of company press releases, news releases, and, in some cases, conversations with the parties involved. It may not be a comprehensive list of all projects completed on contaminated land. EPA's tracking of renewable energy development on potentially contaminated land is not associated with the IRS-administered IRA energy communities tax credit bonus. Projects on this list include ground-mounted utility-scale systems, rooftop systems, and systems used for onsite power, including to power cleanup activities. To provide information on additional projects, please email a member of the RE-Powering Team: epa.gov/re-powering/questions-contact-team-member.

1. SITE DESCRIPTION									2. RENEWABLE ENERGY INFORMATION				3. PROJECT IMPLEMENTATION	
Site/Project Name	EPA Region	State	City	Type of Site	Site Owner	Site Ownership Type	Property Acreage	Former Use Description	RE Type	Project Capacity (MW)	Project Acreage	Primary RE Developer Name	Completion Date	Project Type
Monroe Landfill Solar	2	NY	Monroe	Landfill	City of Monroe	Municipal		MSW Landfill	Solar PV	1.93		OnForce Solar	Unknown	Community Owned / Subscription
Mount Kisco Landfill Solar	2	NY	Mount Kisco	Landfill	Village of Mount Kisco	Municipal		MSW Landfill	Solar PV with Battery	0.575	1.73	BQ Energy	2020	Community Owned / Subscription
City of Ogdensburg	2	NY	Ogdensburg	Mine Lands	City of Ogdensburg	Private		Gravel Dump	Solar PV	1.131		New Energy	2016	Wholesale Electricity
Homeridae Project	2	NY	Olean	State Brownfields	Unknown	Unknown	17	Industrial (part of an oil refinery and oil storage site)	Solar PV	3.9	17	BQ Energy	2019	Wholesale Electricity
Olean Gateway "Solean"	2	NY	Olean	State Brownfields	Krog Corp.	Private	60	Oil refining, fertilizer manufacturing	Solar PV	4	24	BQ Energy	2017	Wholesale Electricity
Olean Gateway "Solean" West	2	NY	Olean	State Brownfields	Krog Corp.	Private	24	Oil refining, fertilizer manufacturing	Solar PV	1.5	24	BQ Energy	2016	Wholesale Electricity
PatterSun NY #1	2	NY	Patterson	Landfill	Town of Patterson	Municipal	10	MSW Landfill	Solar PV	0.942		BQ Energy	2015	Wholesale Electricity
PatterSun NY #2	2	NY	Patterson	Landfill	Town of Patterson	Municipal	25	MSW Landfill	Solar PV	1.3		BQ Energy	2016	Wholesale Electricity
Lawrence Aviation Industries Site Geothermal (GSHP)	2	NY	Port Jefferson Station	Superfund	Unknown	Unknown	126	Aviation Manufacturing	Geothermal	0.05		Unknown	2011	Onsite Use - General
Emerson Street Landfill	2	NY	Rochester	Landfill	City of Rochester	Municipal	250	MSW Ash and Construction/Debris Landfill	Solar PV	2.6	11.7	Solar Liberty	2017	Wholesale Electricity
Tannery Road Landfill	2	NY	Rome	Landfill	City of Rome	Municipal		MSW Landfill	Solar PV	2.8	4	EDF Renewables	2016	Wholesale Electricity
Weibel Avenue Landfill	2	NY	Saratoga Springs	Landfill	Town of Saratoga Springs	Municipal		MSW Landfill	Solar PV	2.5	14.6	Onyx Renewable Partners	2017	Wholesale Electricity
Myer Solar	2	NY	Saugerties	State Brownfields	Unknown	Unknown		Former Industrial	Solar PV	3		East Light Partners	2021	Community Owned / Subscription
Saugerties Town Landfill	2	NY	Saugerties	Landfill	City of Saugerties	Municipal	44	Landfill	Solar PV	2.8	26	East Light Partners	2020	Community Owned / Subscription
Kings Park Solar Project	2	NY	Smithtown	Landfill	Smithtown	Municipal	27	Landfill	Solar PV	4	27	NextEra Energy Resources LLC	2019	Wholesale Electricity
Stanford Solar	2	NY	Stanfordville	Mine Lands	Town of Stanfordville	Municipal		Mine Lands	Solar PV	7.5		East Light Partners	2021	Community Owned / Subscription
Tonawanda Landfill	2	NY	Tonawanda	Landfill	Town of Tonawanda	Municipal	55	MSW Landfill	Solar PV	2.6	10	Solar Liberty	2019	Wholesale Electricity
Tonawanda Landfill (Wales Avenue)	2	NY	Tonawanda	Landfill	Unknown	Unknown		Landfill	Solar PV	1.1		Montante Solar	2019	Wholesale Electricity
Bethel Solar Array	2	NY	Town of Bethel	Landfill	Town of Bethel	Municipal		Landfill and Sand Mine	Solar PV	4.3	21.63	BQ Energy	2023	Community Owned / Subscription

Through the RE-Powering America's Land Initiative, the EPA encourages renewable energy development on potentially contaminated land when aligned with the community's vision for the site. This list tracks completed projects where renewable energy systems have been installed on potentially contaminated lands, landfills, or mine sites. Project capacity data reflect total system capacity, which may be installed in whole or in part on potentially contaminated lands, landfills, or mine sites. For systems with an installed capacity less than 10 kW, the capacity is shown as 0.00. Where information was not found for a given site, it is noted as "Unknown" or with a "-" for numerical values. This information is sorted by state and then by site/project name. The color key for shaded rows is below:

Installations newly added for December 2024
 Multiple installations on a single site (location)
 New projects for December 2024 representing an additional installation on an existing renewable energy on contaminated lands site

This resource is for informational purposes only. The information in this list was gathered from public announcements of renewable energy projects in the form of company press releases, news releases, and, in some cases, conversations with the parties involved. It may not be a comprehensive list of all projects completed on contaminated land. EPA's tracking of renewable energy development on potentially contaminated land is not associated with the IRS-administered IRA energy communities tax credit bonus. Projects on this list include ground-mounted utility-scale systems, rooftop systems, and systems used for onsite power, including to power cleanup activities. To provide information on additional projects, please email a member of the RE-Powering Team: epa.gov/re-powering/questions-contact-team-member.

1. SITE DESCRIPTION									2. RENEWABLE ENERGY INFORMATION			3. PROJECT IMPLEMENTATION		
Site/Project Name	EPA Region	State	City	Type of Site	Site Owner	Site Ownership Type	Property Acreage	Former Use Description	RE Type	Project Capacity (MW)	Project Acreage	Primary RE Developer Name	Completion Date	Project Type
Troy Landfill Solar 1	2	NY	Troy	Landfill	City of Troy	Municipal	92	MSW Landfill	Solar PV	0.6	3	Monolith Solar	2018	Wholesale Electricity
Troy Landfill Solar 2	2	NY	Troy	Landfill	City of Troy	Municipal	92	MSW Landfill	Solar PV	2.6		Monolith Solar	2021	Unknown
Tech City	2	NY	Ulster	RCRA	Tech City	Private	256	Computer mainframe development and testing facility	Solar PV	0.05		Solartech Renewables Inc.	2011	Rooftop
Ulster County Landfill Solar	2	NY	Ulster	Landfill	Ulster County Resource Recovery Agency	Municipal	29	MSW Landfill	Solar PV	1.9	8	SolarCity	2018	Wholesale Electricity
Union Vale	2	NY	Union Vale	Landfill	Ulster County	Municipal		Landfill	Solar PV	2		East Light Partners	2021	Community Owned / Subscription
Long Island Solar Farm at Brookhaven National Laboratory	2	NY	Upton	Superfund	U.S. Department of Energy	Federal	5,265	Previously disturbed land at DOE National Lab Facility	Solar PV	32	200	Long Island Solar Farm, LLC (BP Solar and MetLife)	2011	Wholesale Electricity
Hoosick Falls Solar Garden	2	NY	Village of Hoosick Falls	Landfill	Village of Hoosick Falls	Municipal	27	MSW Landfill	Solar PV	0.592		Monolith Solar	2015	Wholesale Electricity
Wallkill Landfill	2	NY	Wallkill	Landfill	Town of Wallkill	Municipal	68	MSW Landfill	Solar PV	2	8	GE Renewable Energy	2016	Wholesale Electricity
Warwarsing Landfill Solar	2	NY	Warwarsing	Landfill	Town of Warwarsing	Municipal		Landfill	Solar PV	1.1		Solar Liberty	2017	Unknown
Williamson Landfill	2	NY	Williamson	Landfill	Town of Williamson	Municipal		MSW Landfill	Solar PV	1.5		Sustainable Energy Developments	2014	Wholesale Electricity
Former St. Croix Alumina Plant Solar I	2	VI	St Croix	RCRA	Unknown	Unknown		Alumina Plant	Solar PV	0.000165		Unknown	2003	Onsite Use - Green Remediation
Former St. Croix Alumina Plant Solar II	2	VI	St Croix	RCRA	Unknown	Unknown		Alumina Plant	Solar PV	0.00033		Unknown	2006	Onsite Use - Green Remediation
Former St. Croix Alumina Plant Wind I	2	VI	St Croix	RCRA	Unknown	Unknown		Alumina Plant	Wind	-		Unknown	2002	Onsite Use - Green Remediation
Former St. Croix Alumina Plant Wind II	2	VI	St Croix	RCRA	Unknown	Unknown		Alumina Plant	Wind	-		Unknown	2006	Onsite Use - Green Remediation
Oxon Run	3	DC	Washington, DC	Brownfields	District of Columbia	Municipal		Gas Station	Solar PV	2.65		Unknown	2020	Community Owned / Subscription
Dover Air Force Base	3	DE	Dover	Superfund	Department of Defense	Federal	3,162	Air Force Base	Solar PV	-		Unknown	2023	Unknown

Through the RE-Powering America's Land Initiative, the EPA encourages renewable energy development on potentially contaminated land when aligned with the community's vision for the site. This list tracks completed projects where renewable energy systems have been installed on potentially contaminated lands, landfills, or mine sites. Project capacity data reflect total system capacity, which may be installed in whole or in part on potentially contaminated lands, landfills, or mine sites. For systems with an installed capacity less than 10 kW, the capacity is shown as 0.00. Where information was not found for a given site, it is noted as "Unknown" or with a "-" for numerical values. This information is sorted by state and then by site/project name. The color key for shaded rows is below:

Installations newly added for December 2024
 Multiple installations on a single site (location)
 New projects for December 2024 representing an additional installation on an existing renewable energy on contaminated lands site

This resource is for informational purposes only. The information in this list was gathered from public announcements of renewable energy projects in the form of company press releases, news releases, and, in some cases, conversations with the parties involved. It may not be a comprehensive list of all projects completed on contaminated land. EPA's tracking of renewable energy development on potentially contaminated land is not associated with the IRS-administered IRA energy communities tax credit bonus. Projects on this list include ground-mounted utility-scale systems, rooftop systems, and systems used for onsite power, including to power cleanup activities. To provide information on additional projects, please email a member of the RE-Powering Team: epa.gov/re-powering/questions-contact-team-member.

1. SITE DESCRIPTION									2. RENEWABLE ENERGY INFORMATION				3. PROJECT IMPLEMENTATION	
Site/Project Name	EPA Region	State	City	Type of Site	Site Owner	Site Ownership Type	Property Acreage	Former Use Description	RE Type	Project Capacity (MW)	Project Acreage	Primary RE Developer Name	Completion Date	Project Type
McKees Solar Park	3	DE	Newark	Landfill	City of Newark	Municipal		MSW Landfill	Solar PV	0.23	3.91	Unknown	2014	Community Owned / Subscription
DuPont Newport	3	DE	Newport	Superfund	DuPont	Private	112	Landfill	Solar PV	0.548	5	Greenwood Energy	2013	Wholesale Electricity
Ashland Solar Carports	3	DE	Wilmington	Landfill	Ashland	Private		Landfill	Solar PV	0.9		Unknown	2020	Onsite Use - General
North and South Peninsula	3	DE	Wilmington	Brownfields	Greenwood Energy	Private	7	Industrial	Solar PV	1.95	7	Greenwood Energy	2013	Wholesale Electricity
Annapolis Renewable Energy Park	3	MD	Annapolis	Landfill	City of Annapolis	Municipal	500	MSW Landfill	Solar PV	16.8	80	Annapolis Solar Park LLC (jointly owned by BQ Energy LLC and Building Energy Development US LLC)	2018	Wholesale Electricity
Former Ellicott City Landfill	3	MD	Ellicott City	Landfill	Howard County	Municipal	83	MSW Landfill	Solar PV	1.2	2	SunEdison	2011	Onsite Use - General
Fort George G. Meade	3	MD	Fort Meade	Superfund	U.S. Department of Defense	Federal	13,567	Army Base	Solar PV	14.2		Corvias	2002	Rooftop
Panorama Landfill Solar	3	MD	Fort Washington	Landfill	City of Fort Washington	Municipal	89	Landfill	Solar PV	6.6	25	Nautilus Solar Energy, LLC	2019	Community Owned / Subscription
Fort Detrick (Solar)	3	MD	Frederick	Superfund	U.S. Army	Federal	1,200	Army Medical Command Installation	Solar PV	18.6	67	Ameresco	2016	Onsite Use - General
Fort Detrick Area B Ground Water (Battery)	3	MD	Frederick	Superfund	U.S. Army	Federal	1,200	Army Medical Command Installation	Battery	6		Unknown	2024	Onsite Use - General
Frederick County Landfill Solar	3	MD	Frederick	Landfill	Frederick County	Municipal		Landfill	Solar PV	1.9	14	Tesla	2019	Wholesale Electricity
Forty West Landfill	3	MD	Hagerstown	Landfill	Washington County	Municipal		MSW Landfill	Solar PV	2	10	EPG Solar/Spear Point Energy	2015	Wholesale Electricity
Resh Road Landfill (Resh S1)	3	MD	Hagerstown	Landfill	Washington County	Municipal		MSW Landfill	Solar PV	2.5		EPG Solar/Spear Point Energy	2016	Wholesale Electricity
Hood's Mill Landfill	3	MD	Westminster	Landfill	Carroll County	Municipal	18	MSW Landfill	Solar PV	0.002929		PSI International	2018	Wholesale Electricity
Washington County Rubble Landfill #1	3	MD	Williamsport	Landfill	Washington County	Municipal		Building materials and construction debris landfill	Solar PV	2.5		EPG Solar/Spear Point Energy	2015	Wholesale Electricity
Washington County Rubble Landfill #2	3	MD	Williamsport	Landfill	Washington County	Municipal		Building materials and construction debris landfill	Solar PV	2.5		EPG Solar/Spear Point Energy	2015	Wholesale Electricity
Ambler Pennsylvania Boiler House (GSHP)	3	PA	Ambler	Brownfields	Summit Realty	Private		Asbestos Manufacturing Plant	Geothermal	-	1.1	Unknown	2012	Onsite Use - General

Through the RE-Powering America's Land Initiative, the EPA encourages renewable energy development on potentially contaminated land when aligned with the community's vision for the site. This list tracks completed projects where renewable energy systems have been installed on potentially contaminated lands, landfills, or mine sites. Project capacity data reflect total system capacity, which may be installed in whole or in part on potentially contaminated lands, landfills, or mine sites. For systems with an installed capacity less than 10 kW, the capacity is shown as 0.00. Where information was not found for a given site, it is noted as "Unknown" or with a "-" for numerical values. This information is sorted by state and then by site/project name. The color key for shaded rows is below:

Installations newly added for December 2024
 Multiple installations on a single site (location)
 New projects for December 2024 representing an additional installation on an existing renewable energy on contaminated lands site

This resource is for informational purposes only. The information in this list was gathered from public announcements of renewable energy projects in the form of company press releases, news releases, and, in some cases, conversations with the parties involved. It may not be a comprehensive list of all projects completed on contaminated land. EPA's tracking of renewable energy development on potentially contaminated land is not associated with the IRS-administered IRA energy communities tax credit bonus. Projects on this list include ground-mounted utility-scale systems, rooftop systems, and systems used for onsite power, including to power cleanup activities. To provide information on additional projects, please email a member of the RE-Powering Team: epa.gov/re-powering/questions-contact-team-member.

1. SITE DESCRIPTION									2. RENEWABLE ENERGY INFORMATION			3. PROJECT IMPLEMENTATION		
Site/Project Name	EPA Region	State	City	Type of Site	Site Owner	Site Ownership Type	Property Acreage	Former Use Description	RE Type	Project Capacity (MW)	Project Acreage	Primary RE Developer Name	Completion Date	Project Type
Highland North Wind	3	PA	Cambria County	Mine Lands	Various	Various	3,500	Strip Mine	Wind	75	3500	Everpower	2012	Wholesale Electricity
Highland Wind	3	PA	Cambria County	Mine Lands	Everpower	Private	4,000	Strip Mine	Wind	62.5	4000	Everpower	2009	Wholesale Electricity
Frey Farm Landfill	3	PA	Conestoga	Landfill	Lancaster Cnty Solid Waste Mgmt Authority	Municipal		MSW Landfill (active)	Wind	3.2	10.32	Energy Power Partners, LLC	2011	Onsite Use - General
Exelon-Conergy Solar Energy Center	3	PA	Falls Township	Landfill Buffer	Waste Management of Pennsylvania	Private	17	Buffer to Geological Reclamation Operations and Waste Systems landfill	Solar PV	3	16.5	Conergy Company	2008	Wholesale Electricity
York County Landfill Solar	3	PA	Hopewell Township	Superfund	York County Solid Waste Authority	Municipal	302	MSW Landfill	Solar PV	0.3	2	Solar Renewable Energy, LLC	2014	Onsite Use - Green Remediation
Palmerton Zinc Pile	3	PA	Palmerton	Superfund	Lehigh Gap Nature Center	Non-profit	24,135	Zinc Smelting	Solar PV	0.0234		Unknown	2018	Rooftop
Paseo Verde South Apartments	3	PA	Philadelphia	Brownfields	Paseo Verde	Private	2	Coal Yard	Solar PV	-		Unknown	2013	Onsite Use - General
USN Phila Naval Shipyard	3	PA	Philadelphia	Federal Facility	City of Philadelphia	Municipal		Naval Ship Yard	Solar PV	-	0.4	AEDG	2019	Community Owned / Subscription
Hazelwood Green's Mill 19 Solar	3	PA	Pittsburg	State Brownfields	Regional Industrial Development Corporation	Non-profit		Steel Mill	Solar PV	2		Scalo Solar Solutions	2019	Rooftop
Pittsburg Airport	3	PA	Pittsburg	landfill	Unknown	Unknown		Landfill	Solar PV with Battery	-	8	Unknown	2021	Wholesale Electricity
Casselman Wind Power Project	3	PA	Traverses Summit, Black, and Addison	Mine Lands	Iberdrola Renewables, LLC	Private	2,000	Surface coal mine and adjacent land	Wind	34.5	165	Iberdrola Renewables LLC	2008	Wholesale Electricity
Bedford Solar Farm	3	VA	Bedford	Landfill Buffer	Bedford County	Municipal		MSW Landfill (buffer)	Solar PV	3.3	20	O2 emc	2017	Wholesale Electricity
Crozet Orchard	3	VA	Crozet	State Brownfields	Unknown	Private		Apple Orchard	Solar PV	0.00039		Unknown	2007	Onsite Use - Green Remediation
Maple Street Substation	3	VA	Martinsville	Brownfields	City of Martinsville	Municipal		Substation	Battery	9		American Electric Power	2022	Battery Storage
Marine Corps Combat Development Command	3	VA	Quantico	Superfund	Department of Defense	Unknown	60,693	Marine Base Training Grounds	Solar PV with Battery	0.035		Unknown	2019	Unknown
Stone Brewing Company	3	VA	Richmond	Brownfields	Stone Brewing Company	Private	15	Gasworks, concrete mixing plant and staging area	Solar PV	-	14.5	Unknown	2016	Rooftop

Through the RE-Powering America's Land Initiative, the EPA encourages renewable energy development on potentially contaminated land when aligned with the community's vision for the site. This list tracks completed projects where renewable energy systems have been installed on potentially contaminated lands, landfills, or mine sites. Project capacity data reflect total system capacity, which may be installed in whole or in part on potentially contaminated lands, landfills, or mine sites. For systems with an installed capacity less than 10 kW, the capacity is shown as 0.00. Where information was not found for a given site, it is noted as "Unknown" or with a "-" for numerical values. This information is sorted by state and then by site/project name. The color key for shaded rows is below:



Installations newly added for December 2024



Multiple installations on a single site (location)



New projects for December 2024 representing an additional installation on an existing renewable energy on contaminated lands site

This resource is for informational purposes only. The information in this list was gathered from public announcements of renewable energy projects in the form of company press releases, news releases, and, in some cases, conversations with the parties involved. It may not be a comprehensive list of all projects completed on contaminated land. EPA's tracking of renewable energy development on potentially contaminated land is not associated with the IRS-administered IRA energy communities tax credit bonus. Projects on this list include ground-mounted utility-scale systems, rooftop systems, and systems used for onsite power, including to power cleanup activities. To provide information on additional projects, please email a member of the RE-Powering Team: epa.gov/re-powering/questions-contact-team-member.

1. SITE DESCRIPTION									2. RENEWABLE ENERGY INFORMATION				3. PROJECT IMPLEMENTATION	
Site/Project Name	EPA Region	State	City	Type of Site	Site Owner	Site Ownership Type	Property Acreage	Former Use Description	RE Type	Project Capacity (MW)	Project Acreage	Primary RE Developer Name	Completion Date	Project Type
Salem VA Medical Center Solar	3	VA	Salem	Landfill	U.S. Department of Veterans Affairs	Federal	6	Landfill	Solar PV	1.6	6	REC Solar	2013	Onsite Use - General
Mineral Gap Data Center	3	VA	Wise	Mine Lands	DP Facilities	Private		Abandoned Mine Land	Solar PV	3	20	Sun Tribe Solar	2023	Onsite Use - General
American Public University System Academic Center	3	WV	Ranson and Charles Town	Brownfields	American Public University System	University	2	Metal salvage yard	Solar PV	-	1.8	Unknown	2010	Rooftop
American Public University System Financial Center	3	WV	Ranson and Charles Town	Brownfields	American Public University System	University	11	Manufacturing	Solar PV	-		Unknown	2012	Onsite Use - General
Anniston Army Depot	4	AL	Anniston	Superfund	U.S. Department of Defense	Federal	14,734	Army Depot	Solar PV	7	90	Alabama Power Company	2017	Wholesale Electricity
USARMY/NASA Redstone Arsenal	4	AL	Redstone Arsenal	Superfund	U.S. Department of Defense	Federal	38,491	Arsenal	Solar PV with Battery	10	113	SunPower Corp	2018	Unknown
USN Air Station Cecil Field	4	FL	Duval County	Superfund	Multiple	Private	17,251	Air Field	Solar PV	1.02		Unknown	2011	Unknown
Lake Worth Landfill	4	FL	Lake Worth	Landfill	City of Lake Worth	Municipal	63	Landfill	Solar PV	2	5	Siemens USA	2017	Wholesale Electricity
Kenneth P. Ksionek Community Solar Farm at the Stanton Energy Center (SEC)	4	FL	Orlando	Landfill	Orlando Utilities Commission	Municipal		Coal Ash Landfill	Solar PV	13	24	American Capital Energy	2017	Community Owned / Subscription
Bee Ridge Landfill / Rothenbach Park	4	FL	Sarasota	Landfill	Sarasota County	Municipal	450	MSW Landfill	Solar PV	0.25	0.64	Florida Power & Light	2008	Wholesale Electricity
Hickory Ridge Landfill	4	GA	Atlanta	Landfill	Republic Services, Inc	Private	48	MSW Landfill	Solar PV	1	10	Republic Services	2011	Wholesale Electricity
Jekyll Island Landfill	4	GA	Jekyll Island	Landfill	Georgia	Municipal		Landfill	Solar PV	1	4	Radianc	2019	Wholesale Electricity
Deptford Landfill	4	GA	Savannah	Landfill	Dulany Industries	Private		Landfill	Solar PV	1.2	5	Unknown	2019	Wholesale Electricity
Fort Campbell Solar Phase One	4	KY	Fort Campbell	Landfill	U.S. Army	Federal	105,000	Landfill	Solar PV	1.9	5	BITHENERGY	2015	Onsite Use - General
Fort Campbell Solar Phase Two	4	KY	Fort Campbell	Landfill	U.S. Army	Federal	105,000	Landfill	Solar PV	3.1	30	BITHENERGY	2017	Wholesale Electricity
ReVenture - Biomass	4	NC	Charlotte	Superfund	Clariant Corporation	Private	667	Dye and Chemical Manufacturing	Biomass	3.6		Clariant Corporation and Forsite Development	2014	Unknown
White Street Landfill	4	NC	Greensboro	Landfill	The City of Greensboro	Municipal		Landfill	Solar PV	4.8	15	ReNew Petra	2020	Unknown

Through the RE-Powering America's Land Initiative, the EPA encourages renewable energy development on potentially contaminated land when aligned with the community's vision for the site. This list tracks completed projects where renewable energy systems have been installed on potentially contaminated lands, landfills, or mine sites. Project capacity data reflect total system capacity, which may be installed in whole or in part on potentially contaminated lands, landfills, or mine sites. For systems with an installed capacity less than 10 kW, the capacity is shown as 0.00. Where information was not found for a given site, it is noted as "Unknown" or with a "-" for numerical values. This information is sorted by state and then by site/project name. The color key for shaded rows is below:

Installations newly added for December 2024
 Multiple installations on a single site (location)
 New projects for December 2024 representing an additional installation on an existing renewable energy on contaminated lands site

This resource is for informational purposes only. The information in this list was gathered from public announcements of renewable energy projects in the form of company press releases, news releases, and, in some cases, conversations with the parties involved. It may not be a comprehensive list of all projects completed on contaminated land. EPA's tracking of renewable energy development on potentially contaminated land is not associated with the IRS-administered IRA energy communities tax credit bonus. Projects on this list include ground-mounted utility-scale systems, rooftop systems, and systems used for onsite power, including to power cleanup activities. To provide information on additional projects, please email a member of the RE-Powering Team: epa.gov/re-powering/questions-contact-team-member.

1. SITE DESCRIPTION									2. RENEWABLE ENERGY INFORMATION				3. PROJECT IMPLEMENTATION	
Site/Project Name	EPA Region	State	City	Type of Site	Site Owner	Site Ownership Type	Property Acreage	Former Use Description	RE Type	Project Capacity (MW)	Project Acreage	Primary RE Developer Name	Completion Date	Project Type
Evergreen Packaging Landfill	4	NC	Haywood County	Landfill	Evergreen Packaging	Private		Industrial Landfill	Solar PV	0.55	3	FLS Energy	2010	Wholesale Electricity
Camp Lejeune Military Res. (USNAVY)	4	NC	Onslow	Superfund	U.S. Department of Defense	Federal	101,107	Marine Corp Base	Solar PV with Battery	24		Duke Energy	2023	Wholesale Electricity
Riverside Landfill Solar	4	NC	Woodfin	Landfill	Buncombe County	County		Landfill	Solar PV	5	25	Duke Energy	2024	Wholesale Electricity
Parris Island Marine Corps Recruit Depot	4	SC	Parris Island	Superfund	U.S. Department of Defense	Federal	7,680	Marine Corp Base	Solar PV	5.5		Unknown	2023	Wholesale Electricity
Savannah River's Biomass Steam Plant	4	SC	Aiken	Superfund	U.S. Department of Energy	Federal	34	1950s Vintage Coal-fired Steam Plant	Biomass	20	34	Ameresco	2012	Onsite Use - General
Myrtle Beach Landfill	4	SC	Myrtle Beach	Landfill	Myrtle Beach International Airport	Unknown		Landfill	Solar PV	2		Santee Cooper	2020	Wholesale Electricity
Bristol Demolition Landfill	4	TN	Bristol	Landfill	City of Bristol	Municipal		Demolition landfill	Solar PV	0.2		EcoLogical Energy Systems	2012	Wholesale Electricity
Volkswagen Chattanooga	4	TN	Chattanooga	RCRA	Volkswagen	Private	33	Former Army Ammunition Plant	Solar PV	9.5	33	Silicon Ranch	2013	Wholesale Electricity
Binkley Solar Farm	4	TN	Hermitage	Landfill	Binkley family	Private		Construction and Demolition Landfill	Solar PV	0.2		Stansell Electric	2012	Wholesale Electricity
Knoxville Utilities Board Community Solar	4	TN	Knoxville	State Brownfields	City of Knoxville	Municipal		Industrial Plant	Solar PV	1		Solar Alliance	2023	Community Owned / Subscription
Music City Solar	4	TN	Nashville	Landfill	Unknown	Unknown		Landfill	Solar PV	2	25	LightWave Solar	2018	Community Owned / Subscription
OAK RIDGE RESERVATION (USDOE)	4	TN	Oak Ridge	Superfund	Vis Solis, Inc.	Private	1	Former DOE Gaseous Diffusion Plant	Solar PV	0.05	8	Vis Solis, Inc.	2013	Wholesale Electricity
Powerhouse Six Array	4	TN	Oak Ridge	Superfund	Restoration Services, Inc. (RSI)	Private	1	Former DOE Gaseous Diffusion Plant	Solar PV	1	5	RSI	2015	Wholesale Electricity
RSI Brightfields One	4	TN	Oak Ridge	Superfund	Restoration Services, Inc. (RSI)	Private	1	Former DOE Gaseous Diffusion Plant	Solar PV	0.2	1	RSI	2012	Wholesale Electricity
Buffalo Mountain	4	TN	Oliver Springs	Mine Lands	Coal Creek Mining and Manufacturing Company	Private		Former Strip Mine	Wind	2		TVA	2000	Wholesale Electricity

Through the RE-Powering America's Land Initiative, the EPA encourages renewable energy development on potentially contaminated land when aligned with the community's vision for the site. This list tracks completed projects where renewable energy systems have been installed on potentially contaminated lands, landfills, or mine sites. Project capacity data reflect total system capacity, which may be installed in whole or in part on potentially contaminated lands, landfills, or mine sites. For systems with an installed capacity less than 10 kW, the capacity is shown as 0.00. Where information was not found for a given site, it is noted as "Unknown" or with a "-" for numerical values. This information is sorted by state and then by site/project name. The color key for shaded rows is below:

Installations newly added for December 2024
 Multiple installations on a single site (location)
 New projects for December 2024 representing an additional installation on an existing renewable energy on contaminated lands site

This resource is for informational purposes only. The information in this list was gathered from public announcements of renewable energy projects in the form of company press releases, news releases, and, in some cases, conversations with the parties involved. It may not be a comprehensive list of all projects completed on contaminated land. EPA's tracking of renewable energy development on potentially contaminated land is not associated with the IRS-administered IRA energy communities tax credit bonus. Projects on this list include ground-mounted utility-scale systems, rooftop systems, and systems used for onsite power, including to power cleanup activities. To provide information on additional projects, please email a member of the RE-Powering Team: epa.gov/re-powering/questions-contact-team-member.

1. SITE DESCRIPTION									2. RENEWABLE ENERGY INFORMATION				3. PROJECT IMPLEMENTATION	
Site/Project Name	EPA Region	State	City	Type of Site	Site Owner	Site Ownership Type	Property Acreage	Former Use Description	RE Type	Project Capacity (MW)	Project Acreage	Primary RE Developer Name	Completion Date	Project Type
Buffalo Mountain Stage 2	4	TN	Oliver Springs	Mine Lands	Coal Creek Mining and Manufacturing Company	Private		Former Strip Mine	Wind	27		TVA	2004	Wholesale Electricity
Somerville Solar Project	4	TN	Somerville	Landfill	Somerville	Municipal		Landfill	Solar PV	2.7		C2 Energy Capital	2019	Wholesale Electricity
Belleville Landfill Project	5	IL	Belleville	Landfill	Republic Services	Private		Landfill	Solar PV	13.28	55	AES Corp.	2021	Unknown
Exelon City Solar	5	IL	Chicago	Brownfields	City of Chicago	Municipal	21	Foundry and casting operation/fastener, hydraulic system components, and ball bearing manufacturer	Solar PV	10	41	Exelon and SunPower Corporation	2010	Wholesale Electricity
General Motors Solar	5	IL	Daleville	Landfill	Ameresco	Private	80	General Motors Powertrain Division Plant Industrial Landfill	Solar PV	2.62		Ameresco	2022	Wholesale Electricity
Depue/New Jersey Zince/Mobil Chemical Corp.	5	IL	Depue	Superfund	The DePue Group	Private	3,006	Zinc Smelter and Phosphate Fertilizer Plant	Solar PV	26.3		Unknown	2023	Unknown
Gobnob Wind Turbine Project	5	IL	Farmersville	Brownfields	Illinois DNR	State	14	Freeman United Crown 1 Mine	Wind	0.9		Rural Electric Convenience Cooperative of Central IL	2009	Wholesale Electricity
Rockford Community Solar	5	IL	Rockford	Landfill	Unknown	Unknown		Landfill	Solar PV	2.6	12	NexAmp	2021	Community Owned / Subscription
American Bottoms Solar Project	5	IL	Sauget	Other	Village of Sauget	Municipal		Waste Water Treatment Plant	Solar PV	2		Sol Customer Solutions	2020	Unknown
Solar Star Urbana Landfill Community Solar Farm	5	IL	Urbana	Landfill	Champaign County	Municipal	127	Landfill	Solar PV	5.3	40	Nexamp and SunPower	2021	Community Owned / Subscription
Crane Naval	5	IN	Crane	Landfill	U.S. Navy	Federal	64,000	Landfill	Solar PV	17	145	Duke Energy	2017	Wholesale Electricity
Marion County Solar #1	5	IN	Indianapolis	Landfill	Citizens Energy Group	Private		Monofill Landfill (ash)	Solar PV	5.2		GroSolar (now EDF Renewables)	2015	Wholesale Electricity
Marion County Solar #2	5	IN	Indianapolis	Brownfields	Citizens Energy Group	Private		Natural Gas Facility	Solar PV	1.9		GroSolar (now EDF Renewables)	2015	Wholesale Electricity
Reilly Tar & Chemical (Indianapolis)	5	IN	Indianapolis	Superfund	Vertellus Specialties Inc.	Private	120	Chemical Manufacturing Facility	Solar PV	10.8	45	Hanwha Q CELLS USA	2014	Wholesale Electricity
Kokomo Solar Park	5	IN	Kokomo	Superfund	Continental Steel	Private	183	Steel Operations (nails, wire, and wire fence)	Solar PV	7.2	26	Inovateus Solar LLC	2016	Wholesale Electricity
Kokomo Wind Farm (Continental Steel)	5	IN	Kokomo	Superfund	Continental Steel	Private	183	Steel Operations (nails, wire, and wire fence)	Wind	0.0072		Unknown	2011	Onsite Use - Green Remediation

Through the RE-Powering America's Land Initiative, the EPA encourages renewable energy development on potentially contaminated land when aligned with the community's vision for the site. This list tracks completed projects where renewable energy systems have been installed on potentially contaminated lands, landfills, or mine sites. Project capacity data reflect total system capacity, which may be installed in whole or in part on potentially contaminated lands, landfills, or mine sites. For systems with an installed capacity less than 10 kW, the capacity is shown as 0.00. Where information was not found for a given site, it is noted as "Unknown" or with a "-" for numerical values. This information is sorted by state and then by site/project name. The color key for shaded rows is below:

Installations newly added for December 2024
 Multiple installations on a single site (location)
 New projects for December 2024 representing an additional installation on an existing renewable energy on contaminated lands site

This resource is for informational purposes only. The information in this list was gathered from public announcements of renewable energy projects in the form of company press releases, news releases, and, in some cases, conversations with the parties involved. It may not be a comprehensive list of all projects completed on contaminated land. EPA's tracking of renewable energy development on potentially contaminated land is not associated with the IRS-administered IRA energy communities tax credit bonus. Projects on this list include ground-mounted utility-scale systems, rooftop systems, and systems used for onsite power, including to power cleanup activities. To provide information on additional projects, please email a member of the RE-Powering Team: epa.gov/re-powering/questions-contact-team-member.

1. SITE DESCRIPTION									2. RENEWABLE ENERGY INFORMATION				3. PROJECT IMPLEMENTATION	
Site/Project Name	EPA Region	State	City	Type of Site	Site Owner	Site Ownership Type	Property Acreage	Former Use Description	RE Type	Project Capacity (MW)	Project Acreage	Primary RE Developer Name	Completion Date	Project Type
Mitchell-Bentley	5	MI	Cadillac	Brownfields	City of Cadillac	Municipal		Auto Manufacturing	Solar PV with Battery	0.5	2.7	Consumer's Energy	2021	Community Owned / Subscription
Coldwater Board of Public Utilities Solar Field Park	5	MI	Coldwater	Brownfields	City of Coldwater	Municipal		Foundry	Solar PV	1.3		NextEra Energy Resources LLC	2018	Wholesale Electricity
Burcham Park Landfill	5	MI	East Lansing	Landfill	Town of East Lansing	Municipal		MSW Landfill	Solar PV	0.3		Lansing Board of Water and Light	2018	Community Owned / Subscription
Eaton Rapids Landfill	5	MI	Hamlin Township	Landfill	Town of Eaton Rapids	Municipal	30	MSW Landfill	Solar PV	0.535		Helios Solar LLC	2014	Wholesale Electricity
Seneca Community Solar Garden	5	MN	Eagan	Landfill	Metropolitan Council Environmental Services	Municipal	7	Ash Landfill	Solar PV	1	4	Cypress Creek Renewables	2018	Community Owned / Subscription
Olmsted County/ Penz Property	5	MN	Haverhill	State Brownfields	Olmsted County	Municipal		Industrial	Solar PV	-		Cenergy	2021	Unknown
Hutchinson Landfill	5	MN	Hutchinson	Landfill	City of Hutchinson	Municipal		MSW Landfill	Solar PV	0.4	1	Ameresco	2015	Onsite Use - General
Washington County Landfill (MN)	5	MN	Lake Elmo	Superfund	Minnesota Pollution Control Agency	Municipal	25	Residential, commercial, industrial, demolition landfill	Solar PV	0.04	25	Unknown	2016	Onsite Use - General
Milwaukee Landfill Solar	5	MN	Milwaukee	Landfill	City of Milwaukee	Municipal	45	Landfill	Solar PV	2.25	9	SunVest Solar Inc.	2021	Wholesale Electricity
Lindenfelser Landfill	5	MN	St. Michael	Landfill	Minnesota Pollution Control Agency	Municipal		MSW Landfill	Solar PV	-		Unknown	2016	Onsite Use - General
Wood County Landfill	5	OH	Bowling Green	Landfill	Wood County	Municipal	60	MSW Landfill	Wind	7.2	4	American Municipal Power	2004	Wholesale Electricity
Brooklyn Landfill Solar	5	OH	Brooklyn	Landfill	City of Brooklyn	Municipal	75	MSW Landfill	Solar PV	4	17	IGS Solar	2018	Wholesale Electricity
Cuyahoga Metropolitan Housing Authority	5	OH	Cleveland	Brownfields	Cuyahoga Metropolitan Housing Authority	Municipal	12	Industrial Use	Solar PV	1.1	6	Carbon Vision	2013	Wholesale Electricity
Medical Center Company Solar	5	OH	Cleveland	Brownfields	Unknown	Unknown	6	Unknown	Solar PV	1		Medical Center Company	2014	Wholesale Electricity
Dayton Tech Town (GSHP)	5	OH	Dayton	Brownfields	Unknown	Unknown		Former Automotive Site	Geothermal	-		Heapy Engineering	2010	Onsite Use - General

Through the RE-Powering America's Land Initiative, the EPA encourages renewable energy development on potentially contaminated land when aligned with the community's vision for the site. This list tracks completed projects where renewable energy systems have been installed on potentially contaminated lands, landfills, or mine sites. Project capacity data reflect total system capacity, which may be installed in whole or in part on potentially contaminated lands, landfills, or mine sites. For systems with an installed capacity less than 10 kW, the capacity is shown as 0.00. Where information was not found for a given site, it is noted as "Unknown" or with a "-" for numerical values. This information is sorted by state and then by site/project name. The color key for shaded rows is below:

Installations newly added for December 2024
 Multiple installations on a single site (location)
 New projects for December 2024 representing an additional installation on an existing renewable energy on contaminated lands site

This resource is for informational purposes only. The information in this list was gathered from public announcements of renewable energy projects in the form of company press releases, news releases, and, in some cases, conversations with the parties involved. It may not be a comprehensive list of all projects completed on contaminated land. EPA's tracking of renewable energy development on potentially contaminated land is not associated with the IRS-administered IRA energy communities tax credit bonus. Projects on this list include ground-mounted utility-scale systems, rooftop systems, and systems used for onsite power, including to power cleanup activities. To provide information on additional projects, please email a member of the RE-Powering Team: epa.gov/re-powering/questions-contact-team-member.

1. SITE DESCRIPTION									2. RENEWABLE ENERGY INFORMATION			3. PROJECT IMPLEMENTATION		
Site/Project Name	EPA Region	State	City	Type of Site	Site Owner	Site Ownership Type	Property Acreage	Former Use Description	RE Type	Project Capacity (MW)	Project Acreage	Primary RE Developer Name	Completion Date	Project Type
The National Center for Medical Readiness at Calamityville (GSHP)	5	OH	Fairborn	Brownfields	Calamityville®	Private	54	Cement Manufacturing Plant	Geothermal	-	54	Unknown	2005	Onsite Use - General
Feed Materials Production Center (US DOE) (GSHP)	5	OH	Fernald	Superfund	U.S. Department of Energy	Federal	1,050	Uranium Processing	Geothermal	-		Unknown	2024	Unknown
Feed Materials Production Center (US DOE) Solar	5	OH	Fernald	Superfund	U.S. Department of Energy	Federal	1,050	Uranium Processing	Solar PV	-		Unknown	2024	Unknown
Mound Plant (USDOE)	5	OH	Miamisburg	Superfund	Mound Development Corporation	Private	305	Research, Development and Production Facility for Weapons and Energy	Solar PV	-		Unknown	2024	Unknown
Napoleon Solar Project	5	OH	Napoleon	Landfill	Town of Napoleon	Municipal		Landfill	Solar PV	3.54	20.74	American Municipal Power	2012	Wholesale Electricity
Former Newark Processing Co.	5	OH	Newark	Brownfields	City of Newark	Municipal	66	Aluminum Manufacturing	Solar PV	1.5	24	SolarVision LLC	2017	Wholesale Electricity
Pilkington North America	5	OH	Northwood	Brownfields	Pilkington North America, Inc.	Private	11	Glass Manufacturing Facility	Solar PV	0.25	1	Hull & Associates	2011	Onsite Use - General
Nippon Sheet Glass Co Ltd	5	OH	Rossford	State Brownfields	Nippon Sheet Glass Co Ltd	Private		Glass Manufacturing	Solar PV	1.4		First Solar	2020	Unknown
Toledo Jeep Assembly Plant	5	OH	Toledo	Brownfields	Toledo-Lucas County Port Authority	County	110	Manufacturing	Solar PV	3	17	First Solar	2020	Onsite Use - General
Toledo Zoo Solar	5	OH	Toledo	Brownfields	Anthony Wayne Solar Number 1	Private	22	Elevator Factory	Solar PV	2.1		Rudolph/Libbe and GEM Energy	2014	Onsite Use - General
Beloit Coal Ash Landfill	5	WI	Beloit	Landfill	Alliant Energy	Private	20	Coal Ash Landfill	Solar PV	2.3	17	Hanwha Q CELLS USA	2016	Wholesale Electricity
Sky Park Solar	5	WI	Eau Claire	Landfill	City of Eau Claire	Private	26	MSW Landfill	Solar PV	1	7.5	Pristine Sun	2017	Community Owned / Subscription
Refuse Hideaway Landfill	5	WI	Middleton	Superfund	State of Wisconsin	State	23	Municipal, commercial, and industrial landfill	Solar PV	0.01	0.08	Full Spectrum Solar Company	2010	Onsite Use - Green Remediation
College Avenue Landfill	5	WI	Milwaukee	Landfill	City of Milwaukee	Municipal		Landfill	Solar PV	2.25		SunVest Solar Inc.	2021	Wholesale Electricity
MATC PV Evaluation Lab	5	WI	Milwaukee	Landfill	Milwaukee Area Technical College (MATC)	Private	32	MSW Landfill	Solar PV	0.54	32	MATC and Johnson Controls	2010	Onsite Use - Training

Through the RE-Powering America's Land Initiative, the EPA encourages renewable energy development on potentially contaminated land when aligned with the community's vision for the site. This list tracks completed projects where renewable energy systems have been installed on potentially contaminated lands, landfills, or mine sites. Project capacity data reflect total system capacity, which may be installed in whole or in part on potentially contaminated lands, landfills, or mine sites. For systems with an installed capacity less than 10 kW, the capacity is shown as 0.00. Where information was not found for a given site, it is noted as "Unknown" or with a "-" for numerical values. This information is sorted by state and then by site/project name. The color key for shaded rows is below:

Installations newly added for December 2024
 Multiple installations on a single site (location)
 New projects for December 2024 representing an additional installation on an existing renewable energy on contaminated lands site

This resource is for informational purposes only. The information in this list was gathered from public announcements of renewable energy projects in the form of company press releases, news releases, and, in some cases, conversations with the parties involved. It may not be a comprehensive list of all projects completed on contaminated land. EPA's tracking of renewable energy development on potentially contaminated land is not associated with the IRS-administered IRA energy communities tax credit bonus. Projects on this list include ground-mounted utility-scale systems, rooftop systems, and systems used for onsite power, including to power cleanup activities. To provide information on additional projects, please email a member of the RE-Powering Team: epa.gov/re-powering/questions-contact-team-member.

1. SITE DESCRIPTION									2. RENEWABLE ENERGY INFORMATION			3. PROJECT IMPLEMENTATION		
Site/Project Name	EPA Region	State	City	Type of Site	Site Owner	Site Ownership Type	Property Acreage	Former Use Description	RE Type	Project Capacity (MW)	Project Acreage	Primary RE Developer Name	Completion Date	Project Type
Alma Solar	6	AR	Alma	State Brownfields	City of Alma	Municipal		Waste Water Treatment Plant	Solar PV	0.52		Entegrity	Unknown	Unknown
Blaney Hill Solar Farm	6	AR	Conway	Landfill	City of Conway	Municipal	154	Landfill	Solar PV	1	5	Conway Corp	2020	Wholesale Electricity
Emcore Eubank Landfill	6	NM	Albuquerque	Brownfields	New Mexico State Land Office	Municipal	40	MSW Landfill	Solar PV	2	17	Emcore/Suncore	2013	Onsite Use - General
East Jemez Road landfill	6	NM	Los Alamos	Landfill	U.S. Department of Energy	Federal		Landfill	Solar PV	1		Unknown	Unknown	Unknown
Chevron Questa Project	6	NM	Questa	Superfund	Chevron Mining	Private		Mining Site	Solar PV	1	20	Chevron Technology Venture	2011	Wholesale Electricity
Altus Air Force Base	6	OK	Altus	RCRA	U.S. Air Force	Federal		Federal Facility, Flight Training Center	Solar PV	0.0002		Unknown	2007	Onsite Use - Green Remediation
Guthrie Green	6	OK	Tulsa	Brownfields	George Kaiser Family Foundation	Foundation		Industrial	Geothermal w/ solar PV	-		Unknown	2012	Onsite Use - General
Pantex Renewable Energy Project (PREP)	6	TX	Amarillo	Superfund	U.S. Department of Energy NNSA and Texas Tech University	Federal	16,000	Nuclear weapon assembly and disassembly	Wind	11.5	1500	Siemens USA	2014	Onsite Use - General
Grove Landfill	6	TX	Austin	Landfill	Rhizome Collective, Inc	Non-profit	10	Landfill (illegal dumping)	Solar PV	-		Unknown	2006	Onsite Use - Green Remediation
Tessman Road Municipal Solid Waste Landfill	6	TX	San Antonio	Landfill	Republic Services, Inc	Private	680	MSW Landfill	Solar PV	0.13	5.6	CPS Energy	2009	Wholesale Electricity
Central Texas Veterans Landfill Solar	6	TX	Temple	Landfill	Department of Veterans Affairs	Federal		Landfill	Solar PV	2.94		REC Solar	2012	Onsite Use - General
Harriet Street Solar Field	7	IA	Des Moines	Landfill	City of Des Moines	Municipal		Landfill	Solar PV	0.69		Van Maanen Electric, Inc	2024	Onsite Use - General
Downtown Dubuque Solar Garden	7	IA	Dubuque	Other	A.Y. McDonald Company	Private	6	Industrial	Solar PV	0.9		Alliant Energy	2017	Wholesale Electricity
West Dubuque Solar Garden	7	IA	Dubuque	Other	City of Dubuque	Municipal	21	Plumbing Manufacturing	Solar PV	3.9		Alliant Energy	2017	Wholesale Electricity
Schaus-Vorhies Solar	7	IA	Fairfield	Brownfields	Schaus-Vorhies Manufacturing	Private	11	Foundry	Solar PV	0.5		Ideal Energy	2016	Wholesale Electricity
Marshall County Landfill Solar	7	IA	Marshalltown	Landfill	Marshall County	Municipal	420	Landfill	Solar PV	0.02591		1 Source Solar	2022	Onsite Use - General

Through the RE-Powering America's Land Initiative, the EPA encourages renewable energy development on potentially contaminated land when aligned with the community's vision for the site. This list tracks completed projects where renewable energy systems have been installed on potentially contaminated lands, landfills, or mine sites. Project capacity data reflect total system capacity, which may be installed in whole or in part on potentially contaminated lands, landfills, or mine sites. For systems with an installed capacity less than 10 kW, the capacity is shown as 0.00. Where information was not found for a given site, it is noted as "Unknown" or with a "-" for numerical values. This information is sorted by state and then by site/project name. The color key for shaded rows is below:

Installations newly added for December 2024
 Multiple installations on a single site (location)
 New projects for December 2024 representing an additional installation on an existing renewable energy on contaminated lands site

This resource is for informational purposes only. The information in this list was gathered from public announcements of renewable energy projects in the form of company press releases, news releases, and, in some cases, conversations with the parties involved. It may not be a comprehensive list of all projects completed on contaminated land. EPA's tracking of renewable energy development on potentially contaminated land is not associated with the IRS-administered IRA energy communities tax credit bonus. Projects on this list include ground-mounted utility-scale systems, rooftop systems, and systems used for onsite power, including to power cleanup activities. To provide information on additional projects, please email a member of the RE-Powering Team: epa.gov/re-powering/questions-contact-team-member.

1. SITE DESCRIPTION									2. RENEWABLE ENERGY INFORMATION				3. PROJECT IMPLEMENTATION	
Site/Project Name	EPA Region	State	City	Type of Site	Site Owner	Site Ownership Type	Property Acreage	Former Use Description	RE Type	Project Capacity (MW)	Project Acreage	Primary RE Developer Name	Completion Date	Project Type
Milwaukee & St. Paul Rail Yard Company Solar	7	IA	Perry	Brownfields	City of Perry	Municipal	138	Rail Yard	Solar PV	1	7	Alliant Energy	Unknown	Unknown
Strother Field Industrial Park	7	KS	Winfield	Superfund	Various	Various	1	Military and Industrial	Solar PV	0.052		Unknown	2014	Rooftop
Oronogo-Duenweg Mining Belt Superfund Solar Site	7	MO	Joplin	Superfund	Private	Private	60	Mine Waste Repository	Solar PV	2.2	12	Liberty Utilities	2021	Community Owned / Subscription
Armour Road	7	MO	North Kansas City	Superfund	Orthopedic Health	Private	2	Herbicide Mixing and Packaging Facility	Solar PV	0.2153		Unknown	2019	Onsite Use - General
Busy Bee's Laundry	7	MO	Rolla	Brownfields	Unknown	Private		Dry Cleaner	Solar PV	0.56		Unknown	2011	Onsite Use - Green Remediation
Former Nebraska Ordnance Plant	7	NE	Mead	Superfund	University of Nebraska	Private	17,250	Former Army Ordnance Plant	Solar PV	0.075		Unknown	2014	Onsite Use - Green Remediation
York Landfill Solar	7	NE	York	Landfill	Unknown	Unknown		Landfill	Solar PV	-	17	GRNE	2022	Community Owned / Subscription
Aurora/Arapahoe Solar Array	8	CO	Aurora	Brownfields	City of Aurora	Municipal	5	Adjacent to Buckley AFB	Solar PV	0.5	4.5	Clean Energy Collective	2013	Community Owned / Subscription
Boulder Cowdery Meadows Solar Array	8	CO	Boulder	Landfill	Cowdery Company	Private	4	Landfill buffer to Marshall Landfill Superfund Site	Solar PV	0.5	3.5	Clean Energy Collective	2013	Community Owned / Subscription
Place Bridge Academy	8	CO	Denver	Landfill	Denver Public Schools	Municipal	10	Landfill	Solar PV	0.101	1.5	Namaste Solar	2013	Onsite Use - General
Fort Carson	8	CO	Fort Carson	RCRA	U.S. Army	Federal	15	Construction Landfill	Solar PV	2	12	Colorado Springs Utilities	2008	Wholesale Electricity
Coyote Ridge Solar	8	CO	Fort Collins	Landfill Buffer	Larimer County	Municipal		MSW Landfill (buffer)	Solar PV	1.95	9	Poudre Valley Rural Electric Association	2017	Community Owned / Subscription
Dreher Pickle Plant	8	CO	Fort Collins	Brownfields	City of Fort Collins	Municipal		Pickling Plant	Solar PV	0.6		Clean Energy Collective	2015	Community Owned / Subscription
Belmar Mixed-Use Development	8	CO	Lakewood	Brownfields	Various	Various	48	Shopping Mall	Solar PV	1.7	47.5	SunPower Corp	2008	Rooftop
Lamar Station Crossing	8	CO	Lakewood	Brownfields	Multiple	Various		Commercial	Solar PV	0.099		Namaste Solar	2022	Rooftop
Norwood Landfill Community Solar	8	CO	Norwood	Landfill	Unknown	Unknown		MSW Landfill	Solar PV	0.2		GRID Alternatives	2016	Community Owned / Subscription
New Rifle Mill	8	CO	Rifle	Other	City of Rifle	Municipal	130	Former DOE Uranium Processing Mill	Solar PV	1.7	12	SunEdison	2009	Onsite Use - General

Through the RE-Powering America's Land Initiative, the EPA encourages renewable energy development on potentially contaminated land when aligned with the community's vision for the site. This list tracks completed projects where renewable energy systems have been installed on potentially contaminated lands, landfills, or mine sites. Project capacity data reflect total system capacity, which may be installed in whole or in part on potentially contaminated lands, landfills, or mine sites. For systems with an installed capacity less than 10 kW, the capacity is shown as 0.00. Where information was not found for a given site, it is noted as "Unknown" or with a "-" for numerical values. This information is sorted by state and then by site/project name. The color key for shaded rows is below:

Installations newly added for December 2024
 Multiple installations on a single site (location)
 New projects for December 2024 representing an additional installation on an existing renewable energy on contaminated lands site

This resource is for informational purposes only. The information in this list was gathered from public announcements of renewable energy projects in the form of company press releases, news releases, and, in some cases, conversations with the parties involved. It may not be a comprehensive list of all projects completed on contaminated land. EPA's tracking of renewable energy development on potentially contaminated land is not associated with the IRS-administered IRA energy communities tax credit bonus. Projects on this list include ground-mounted utility-scale systems, rooftop systems, and systems used for onsite power, including to power cleanup activities. To provide information on additional projects, please email a member of the RE-Powering Team: epa.gov/re-powering/questions-contact-team-member.

1. SITE DESCRIPTION									2. RENEWABLE ENERGY INFORMATION				3. PROJECT IMPLEMENTATION	
Site/Project Name	EPA Region	State	City	Type of Site	Site Owner	Site Ownership Type	Property Acreage	Former Use Description	RE Type	Project Capacity (MW)	Project Acreage	Primary RE Developer Name	Completion Date	Project Type
Zortman-Landusky Mine	8	MT	N/A	Mine Lands	BLM and MT DEQ	Federal/ Municipal	1,200	Ore mining and gold mining	Wind	0.225		Montana DEQ and U.S. BLM	2012	Onsite Use - Green Remediation
Arsenic Trioxide Site	8	ND	Lidgerwood, Wyndmere, Milnor and Hankinson	Superfund	Multiple	Municipal	575	Farmland pesticide contamination	Geothermal	0.06		Unknown	2011	Onsite Use - General
Ellsworth Air Force Base	8	SD	Ellsworth Air Force Base	Superfund	Unknown	Unknown	4,977	Air Force Base	Solar PV	0.3		Unknown	2013	Unknown
Sharon Steel Corp. (Midvale Tailings)	8	UT	Midvale	Superfund	Unknown	Unknown	688	Smelting and Ore Milling	Solar PV	1.78		Unknown	2022	Unknown
Salt Lake City Landfill	8	UT	Salt Lake City	Landfill	Salt Lake City	Municipal	4	MSW Landfill	Solar PV	1	4	Taylor Electric	2014	Unknown
Spanish Fork Landfill	8	UT	Spanish Fork	Landfill	Unknown	Unknown		Landfill	Solar PV	4.5	27	Prometheus Power	2021	Community Owned / Subscription
Chevron Casper Wind Farm	8	WY	Casper	RCRA	Chevron	Private	880	Refinery	Wind	16.5	880	Chevron Global Power Company	2009	Wholesale Electricity
Warren AFB Wind	8	WY	Cheyenne	Superfund	U.S. Air Force	Federal	3,851	Former Gunnery Range	Wind	3.32		Unknown	2009	Wholesale Electricity
Dave Johnston Mine / Glenrock Wind I	8	WY	Glenrock	Mine Lands	PacificCorp	Private	14,000	Surface Coal Mine	Wind	118.5	300	PacifiCorp	2008	Wholesale Electricity
Dave Johnston Mine / Glenrock Wind III	8	WY	Glenrock	Mine Lands	PacificCorp	Private	14,000	Surface Coal Mine	Wind	39	300	PacifiCorp	2009	Wholesale Electricity
Dave Johnston Mine / Rolling Hills	8	WY	Glenrock	Mine Lands	PacificCorp	Private	14,000	Surface Coal Mine	Wind	118.5	300	PacifiCorp	2009	Wholesale Electricity
Ajo Solar Project	9	AZ	Ajo	Mine Lands	Freeport-McMoRan Copper & Gold Inc.	Private	38	Adjacent to mining	Solar PV	5	38	Recurrent Energy	2011	Wholesale Electricity
Bagdad Mine Solar	9	AZ	Bagdad (census-designated)	Mine Lands	Freeport-McMoRan	Private	21,750	Open-pit copper and molybdenum mine	Solar PV	15	24	Recurrent Energy	2011	Wholesale Electricity
Apache Powder	9	AZ	Benson	Superfund	Apache Nitrogen Products, Inc.	Private	1,100	Dynamite manufacturing facility	Solar PV	0.0014		Unknown	1997	Onsite Use - Green Remediation
Apache Powder Canopy	9	AZ	Benson	Superfund	Apache Nitrogen Products, Inc.	Private	1,100	Dynamite manufacturing facility	Solar PV	0.042		Unknown	2010	Onsite Use - General
Desert Star Solar Plant	9	AZ	Buckeye	Landfill	City of Phoenix	Municipal	2,560	MSW Landfill	Solar PV	10	118	Arizona Public Service	2015	Wholesale Electricity
Williams Air Force Base	9	AZ	Mesa	Superfund	U.S. Department of Defense	Federal	4,043	Flight School	Solar PV	2.157		Unknown	2012	Unknown

Through the RE-Powering America's Land Initiative, the EPA encourages renewable energy development on potentially contaminated land when aligned with the community's vision for the site. This list tracks completed projects where renewable energy systems have been installed on potentially contaminated lands, landfills, or mine sites. Project capacity data reflect total system capacity, which may be installed in whole or in part on potentially contaminated lands, landfills, or mine sites. For systems with an installed capacity less than 10 kW, the capacity is shown as 0.00. Where information was not found for a given site, it is noted as "Unknown" or with a "-" for numerical values. This information is sorted by state and then by site/project name. The color key for shaded rows is below:

Installations newly added for December 2024
 Multiple installations on a single site (location)
 New projects for December 2024 representing an additional installation on an existing renewable energy on contaminated lands site

This resource is for informational purposes only. The information in this list was gathered from public announcements of renewable energy projects in the form of company press releases, news releases, and, in some cases, conversations with the parties involved. It may not be a comprehensive list of all projects completed on contaminated land. EPA's tracking of renewable energy development on potentially contaminated land is not associated with the IRS-administered IRA energy communities tax credit bonus. Projects on this list include ground-mounted utility-scale systems, rooftop systems, and systems used for onsite power, including to power cleanup activities. To provide information on additional projects, please email a member of the RE-Powering Team: epa.gov/re-powering/questions-contact-team-member.

1. SITE DESCRIPTION									2. RENEWABLE ENERGY INFORMATION			3. PROJECT IMPLEMENTATION		
Site/Project Name	EPA Region	State	City	Type of Site	Site Owner	Site Ownership Type	Property Acreage	Former Use Description	RE Type	Project Capacity (MW)	Project Acreage	Primary RE Developer Name	Completion Date	Project Type
Tuba City Disposal	9	AZ	Tuba City	Federal Facility	Navajo Nation	Unknown		Uranium Mill	Solar PV	0.285		Unknown	2013	Wholesale Electricity
Tuba City Disposal Green Remediation	9	AZ	Tuba City	Federal Facility	Navajo Nation	Unknown		Uranium Mill	Geothermal w/ solar PV	0.051		Unknown	2010	Onsite Use - Green Remediation
Tucson International Airport Area	9	AZ	Tucson	Superfund	Tucson Airport Authority	Non-profit	1,902	Airport	Solar PV	2.5		Unknown	2017	Unknown
Leviathan Mine	9	CA	Alpine County	Superfund	Atlantic Richfield Company	Private	253	Mine	Solar PV with Battery	0.001747		Unknown	2011	Onsite Use - Green Remediation
American Canyon Solar Farm	9	CA	American Canyon	Landfill	Napa-Vallejo Waste Mgmt Authority	Municipal	80	Landfill	Solar PV	3	21	MCE Clean Energy	2019	Community Owned / Subscription
Regulus Solar Power Plant	9	CA	Bakersfield	Brownfields	Unknown	Unknown		Former gas and oil field	Solar PV	82	737	SunEdison	2015	Wholesale Electricity
Camp Pendleton Landfill	9	CA	Camp Pendleton	Superfund	U.S. Marine Corps	Federal	28	MSW and Light Industrial Waste Landfill	Solar PV	0.346		Unknown	2013	Rooftop
Camp Pendleton Landfill (Box Canyon Solar Field)	9	CA	Camp Pendleton	Superfund	U.S. Marine Corps	Federal	28	MSW and Light Industrial Waste Landfill	Solar PV	1.4	5	Kyocera Solar	2011	Onsite Use - General
Otay Landfill Composting	9	CA	Chula Vista	Landfill	Unknown	Unknown		Landfill	Solar PV	-		Unknown	2021	Unknown
Cloverdale Solar	9	CA	Cloverdale	Landfill	Unknown	Unknown		Wood Landfill	Solar PV	1.8		Greenleaf-TNX	2014	Wholesale Electricity
Frontier Fertilizer	9	CA	Davis	Superfund	Frontier Fertilizer	Private	18	Fertilizer and pesticide storage, sales and application	Solar PV	0.07	0.5	Unknown	2011	Onsite Use - Green Remediation
Edwards Airforce Base	9	CA	Edwards	Superfund	U. S. Department of Defense	Federal	300,723	Air Force Base	Solar PV with Battery	1300		Terra-Gen	2024	Wholesale Electricity
Pacific Coast Pipeline	9	CA	Fillmore	Superfund	Chevron	Private	55	Petroleum Refinery	Solar PV	3		Cenergy	2021	Unknown
Aquamarine Solar Project	9	CA	Fresno	Brownfields	Various	Various	21,000	Salt Contaminated Farmland	Solar PV	250		Westside Holdings LLC	2022	Wholesale Electricity
Westlands Solar Park Phase I	9	CA	Fresno	Brownfields	Various	Various	21,000	Salt Contaminated Farmland	Solar PV	2		Westside Holdings LLC	2016	Wholesale Electricity
Western Regional Sanitary Landfill	9	CA	Lincoln	Landfill	Western Placer Waste Management Authority	Private		MSW Landfill	Solar PV	0.009		Energy 2011	2017	Onsite Use - General
Foothill Landfill Solar	9	CA	Linden	Landfill	San Joaquin County	Municipal		Landfill	Solar PV	5.3		Ameresco	2020	Wholesale Electricity

Through the RE-Powering America's Land Initiative, the EPA encourages renewable energy development on potentially contaminated land when aligned with the community's vision for the site. This list tracks completed projects where renewable energy systems have been installed on potentially contaminated lands, landfills, or mine sites. Project capacity data reflect total system capacity, which may be installed in whole or in part on potentially contaminated lands, landfills, or mine sites. For systems with an installed capacity less than 10 kW, the capacity is shown as 0.00. Where information was not found for a given site, it is noted as "Unknown" or with a "-" for numerical values. This information is sorted by state and then by site/project name. The color key for shaded rows is below:

Installations newly added for December 2024
 Multiple installations on a single site (location)
 New projects for December 2024 representing an additional installation on an existing renewable energy on contaminated lands site

This resource is for informational purposes only. The information in this list was gathered from public announcements of renewable energy projects in the form of company press releases, news releases, and, in some cases, conversations with the parties involved. It may not be a comprehensive list of all projects completed on contaminated land. EPA's tracking of renewable energy development on potentially contaminated land is not associated with the IRS-administered IRA energy communities tax credit bonus. Projects on this list include ground-mounted utility-scale systems, rooftop systems, and systems used for onsite power, including to power cleanup activities. To provide information on additional projects, please email a member of the RE-Powering Team: epa.gov/re-powering/questions-contact-team-member.

1. SITE DESCRIPTION									2. RENEWABLE ENERGY INFORMATION				3. PROJECT IMPLEMENTATION	
Site/Project Name	EPA Region	State	City	Type of Site	Site Owner	Site Ownership Type	Property Acreage	Former Use Description	RE Type	Project Capacity (MW)	Project Acreage	Primary RE Developer Name	Completion Date	Project Type
Lawrence Livermore National Laboratory	9	CA	Livermore	Superfund	U.S. Department of Energy	Federal	7,000	Ranchland (weapons testing range)	Solar PV	3.304	10	Unknown	2009	Onsite Use - Green Remediation
Pemaco Superfund Site	9	CA	Maywood	Superfund	City of Maywood	Municipal	1	Custom Chemical Blender	Solar PV	0.0034	1.4	Unknown	2007	Onsite Use - Green Remediation
Travis AFB	9	CA	Near Fairfield	Superfund	U.S. Air Force	Federal	6,368	Battery shop / Air Force operations	Solar PV	0.0123		CH2M	2008	Onsite Use - Green Remediation
Milliken Landfill	9	CA	Ontario	Landfill	County of San Bernardino	Municipal	196	MSW Landfill	Solar PV	3.1	15	PV Navigator	2017	Wholesale Electricity
NASA Jet Propulsion Laboratory (JPL)	9	CA	Pasadena	Superfund	NASA	Federal	176	Research Facility	Solar PV	0.564		Unknown	2011	Rooftop
Sola Optical USA, INC. (Cowgirl Creamery)	9	CA	Petaluma	Superfund	New York Life Investments	Private	35	Eye Glass Lense Manufacture	Solar PV	0.143		Unknown	2022	Rooftop
Sola Optical USA, INC. (Scott Laboratories)	9	CA	Petaluma	Superfund	New York Life Investments	Private	35	Eye Glass Lense Manufacture	Solar PV	0.312		West Coast Solar	2016	Rooftop
PSEG Pittsburg Solar Energy Center	9	CA	Pittsburg	RCRA	USS - Posco Industries	Private	115	Steel Mill Landfill	Solar PV	25.4	115	PSEG Solar Source	2015	Wholesale Electricity
MCE Solar One (Chevron Richmond Refinery)	9	CA	Richmond	Landfill	Chevron Corporation	Private		Oil Refinery Landfill	Solar PV	10.5	60	Stion	2018	Wholesale Electricity
West County Wastewater District	9	CA	Richmond	Brownfields	West County Wastewater District	Municipal		Sludge-drying Pond	Solar PV	1	10	Solar Power Partners, Inc.	2008	Onsite Use - General
Tequesquite Landfill	9	CA	Riverside	Landfill	City of Riverside	Municipal	120	MSW Landfill	Solar PV	7.5	20	Sunpower/RBI Solar	2015	Wholesale Electricity
Aerojet General Corporation Superfund Site	9	CA	Sacramento	Superfund	Aerojet	Private	5,900	Rocket propulsion development and testing facility	Solar PV	6	40	Solar Power, Inc.	2010	Wholesale Electricity
Sacramento Army Depot	9	CA	Sacramento	Superfund	Fischer Properties	Private	485	Former U.S. Army Depot	Solar PV	3	15	SPG Solar	2011	Onsite Use - General
Sutter's Landing Landfill Solar	9	CA	Sacramento	Landfill	City of Sacramento	Municipal		MSW Landfill	Solar PV	1.5		SMUD/Conergy	2014	Wholesale Electricity
Fort Ord	9	CA	Salinas	Superfund	U.S. Bureau of Land Management	Federal	27,828	Army Base	Solar PV	-		Unknown	2022	Unknown

Through the RE-Powering America's Land Initiative, the EPA encourages renewable energy development on potentially contaminated land when aligned with the community's vision for the site. This list tracks completed projects where renewable energy systems have been installed on potentially contaminated lands, landfills, or mine sites. Project capacity data reflect total system capacity, which may be installed in whole or in part on potentially contaminated lands, landfills, or mine sites. For systems with an installed capacity less than 10 kW, the capacity is shown as 0.00. Where information was not found for a given site, it is noted as "Unknown" or with a "-" for numerical values. This information is sorted by state and then by site/project name. The color key for shaded rows is below:

Installations newly added for December 2024
 Multiple installations on a single site (location)
 New projects for December 2024 representing an additional installation on an existing renewable energy on contaminated lands site

This resource is for informational purposes only. The information in this list was gathered from public announcements of renewable energy projects in the form of company press releases, news releases, and, in some cases, conversations with the parties involved. It may not be a comprehensive list of all projects completed on contaminated land. EPA's tracking of renewable energy development on potentially contaminated land is not associated with the IRS-administered IRA energy communities tax credit bonus. Projects on this list include ground-mounted utility-scale systems, rooftop systems, and systems used for onsite power, including to power cleanup activities. To provide information on additional projects, please email a member of the RE-Powering Team: epa.gov/re-powering/questions-contact-team-member.

1. SITE DESCRIPTION									2. RENEWABLE ENERGY INFORMATION				3. PROJECT IMPLEMENTATION	
Site/Project Name	EPA Region	State	City	Type of Site	Site Owner	Site Ownership Type	Property Acreage	Former Use Description	RE Type	Project Capacity (MW)	Project Acreage	Primary RE Developer Name	Completion Date	Project Type
Newmark Ground Water Contamination (Cajon High School)	9	CA	San Bernardino	Superfund	Unknown	Unknown		Industrial/Commercial	Solar PV	0.7915	3.5	Unknown	2018	Unknown
Newmark Ground Water Contamination (CSU Main Campus)	9	CA	San Bernardino	Superfund	Unknown	Unknown		Industrial/Commercial	Solar PV	0.9375	3.5	Unknown	2010	Unknown
Newmark Ground Water Contamination (CSUSB Student Rec Center)	9	CA	San Bernardino	Superfund	Unknown	Unknown		Industrial/Commercial	Solar PV	1.5958	3.5	Unknown	Unknown	Unknown
Newmark Ground Water Contamination (Hallmark Industrial Park)	9	CA	San Bernardino	Superfund	Unknown	Unknown	0	Industrial/Commercial	Solar PV	1.6097	3.5	Unknown	Unknown	Unknown
Norton Air Force Base (LNDL #2) - Amazon Center	9	CA	San Bernardino	Superfund	San Bernardino International Airport Authority	Private	2,221	Air Force Base	Solar PV with Battery	8.3		Unknown	2021	Onsite Use - General
Norton Air Force Base (LNDL #2) - Kohls Distribution Center	9	CA	San Bernardino	Superfund	San Bernardino International Airport Authority	Private	2,221	Air Force Base	Solar PV	1		Unknown	2007	Onsite Use - General
Norton Air Force Base (LNDL #2) - Mill Street	9	CA	San Bernardino	Superfund	San Bernardino International Airport Authority	Private	2,221	Air Force Base	Solar PV	0.448		Unknown	Unknown	Wholesale Electricity
Norton Air Force Base (LNDL #2) - San Bernardino International Airport Parking Lot	9	CA	San Bernardino	Superfund	San Bernardino International Airport Authority	Private	2,221	Air Force Base	Solar PV	-		Unknown	2011	Onsite Use - General
Gish Apartments	9	CA	San Jose	Brownfields	First Community Housing	Non-profit		Gas Station	Solar PV	-		Unknown	Unknown	Rooftop
Tajiguas Landfill Solar	9	CA	Santa Barbara	Landfill	Unknown	Unknown		Landfill	Solar PV	-		Unknown	Unknown	Unknown

Through the RE-Powering America's Land Initiative, the EPA encourages renewable energy development on potentially contaminated land when aligned with the community's vision for the site. This list tracks completed projects where renewable energy systems have been installed on potentially contaminated lands, landfills, or mine sites. Project capacity data reflect total system capacity, which may be installed in whole or in part on potentially contaminated lands, landfills, or mine sites. For systems with an installed capacity less than 10 kW, the capacity is shown as 0.00. Where information was not found for a given site, it is noted as "Unknown" or with a "-" for numerical values. This information is sorted by state and then by site/project name. The color key for shaded rows is below:

Installations newly added for December 2024
 Multiple installations on a single site (location)
 New projects for December 2024 representing an additional installation on an existing renewable energy on contaminated lands site

This resource is for informational purposes only. The information in this list was gathered from public announcements of renewable energy projects in the form of company press releases, news releases, and, in some cases, conversations with the parties involved. It may not be a comprehensive list of all projects completed on contaminated land. EPA's tracking of renewable energy development on potentially contaminated land is not associated with the IRS-administered IRA energy communities tax credit bonus. Projects on this list include ground-mounted utility-scale systems, rooftop systems, and systems used for onsite power, including to power cleanup activities. To provide information on additional projects, please email a member of the RE-Powering Team: epa.gov/re-powering/questions-contact-team-member.

1. SITE DESCRIPTION									2. RENEWABLE ENERGY INFORMATION			3. PROJECT IMPLEMENTATION		
Site/Project Name	EPA Region	State	City	Type of Site	Site Owner	Site Ownership Type	Property Acreage	Former Use Description	RE Type	Project Capacity (MW)	Project Acreage	Primary RE Developer Name	Completion Date	Project Type
National Semiconductor Corp.	9	CA	Sunnyvale	Superfund	Applied Materials	Private	60	Manufacturing	Solar PV	0.4823	1.3	Unknown	2008	Rooftop
West Riverside Landfill (SF1)	9	CA	West Riverside	Landfill	County of Riverside	Municipal	80	MSW Landfill	Solar PV	3.94	15	Stronghold Engineering, Inc.	2020	Wholesale Electricity
Goodfellow Bros. Solar Rooftop	9	HI	Kapolei	RCRA	Goodfellow Bros.	Private	3	Wood Treatment Facility	Solar PV	0.06	0.07	Hi-Powering Solar, LLC	2019	Rooftop
Kapolei Sustainable Energy Park	9	HI	Kapolei	RCRA	James Campbell Company LLC	Private	12	Former Industrial Disposal Site	Solar PV	1.2	4	Forest City Hawaii	2011	Wholesale Electricity
Joint Base Pearl Harbor-Hickam West Loch Annex	9	HI	Pearl Harbor	Superfund	U.S. Navy	Federal	9,400	Naval Station	Solar PV	42	131	Ameresco	2024	Wholesale Electricity
Nellis AFB Solar Array II Generating Station	9	NV	Las Vegas	RCRA	U.S. Department of Defense	Federal	14,000	Landfill	Solar PV	15	102	SunPower Corp	2016	Onsite Use - General
Nellis AFB Solar Facility Site I	9	NV	Las Vegas	RCRA	U.S. Air Force	Federal	14,000	Landfill/Landfill Buffer	Solar PV	13.2	140	MMA Renewable Ventures LLC	2007	Onsite Use - General
Reid Gardner Power Station	9	NV	Moaba	State Brownfields	NV Energy	Private		Coal Power Plant	Battery	220		Energy Vault	2024	Battery Storage
Columbia Ridge Landfill	10	OR	Arlington	Landfill Buffer	Waste Management	Private	12,000	MSW and Industrial Landfill (active)	Wind	100		PacifiCorp	2004	Wholesale Electricity
Columbia Ridge Landfill Phase II	10	OR	Arlington	Landfill Buffer	Waste Management	Private	12,000	MSW and Industrial Landfill (active)	Wind	50		Unknown	Unknown	Wholesale Electricity
Northwest Pipe & Casing/Hall Process Company	10	OR	Clackamas	Superfund	Clackamas County Development Agency	Municipal	53	Pipe Manufacturing	Solar PV	0.0308		Unknown	2011	Onsite Use - General
Corvallis Municipal Airport	10	OR	Corvallis	Superfund	City of Corvallis	Municipal	2	Chrome-plating Facility	Solar PV	0.1	1.8	Pacific Power	2017	Wholesale Electricity
SeQuential Biodiesel Solar	10	OR	Eugene	Brownfields	SeQuential	Private	1	Gas Station	Solar PV	0.0336		Energy Design	2006	Rooftop
Vashon Recycling and Transfer Station Solar Project	10	WA	Vashon	Landfill	King County	Municipal		Landfill	Solar PV	0.149		Western Solar	2022	Onsite Use - General
Industri-plex Solar	#N/A	MA	Woburn	Superfund	Private	Private	245	Commercial/Industrial	Solar PV	4		Standard Solar, Inc.	2023	Wholesale Electricity
Beltsville Agricultural Research Center (USDA)	#N/A	MD	Beltsville	Superfund	USDA	Federal	6,448	USDA Research	Solar PV	-		Unknown	2023	Unknown